


H.Q. Mitchell

Smart junior

4



student's book

mm publications

حمدا کندي
HAMED ESKANDARI . IR

I'm Greg.

I'm Anna.

I'm Mel.



Contents

Grammar

Vocabulary

Hello p. 4 Revision

Module 1 About me

unit 1 It's a robot	p. 6	be can	Colours Adjectives Ability
--------------------------------------	------	-----------	----------------------------------

unit 2 Family	p. 12	Have got a/an Whose...?	Family Appearance Parts of the body Possessions
--------------------------------	-------	-------------------------------	--

<i>Smart world 1</i>	p. 18	<i>Revision of module</i>
<i>Smart time 1</i>	p. 19	
<i>Let's remember 1 and 2</i>	p. 20	

Module 2 People

unit 3 Flying	p. 22	Present progressive	Actions Time
--------------------------------	-------	---------------------	-----------------

unit 4 Help!	p. 28	Imperative Possessive adjectives	Actions Jobs/Professions Souvenirs
-------------------------------	-------	-------------------------------------	--

<i>Smart world 2</i>	p. 34	<i>Revision of module</i>
<i>Smart time 2</i>	p. 35	
<i>Let's remember 3 and 4</i>	p. 36	

Module 3 Environment

unit 5 Life	p. 38	Present simple Adverbs of frequency What's the time? It's ...	Everyday habits Time Animals Body
------------------------------	-------	---	--

unit 6 Time	p. 44	Present Simple	Everyday habits Days of the week Months Ordinals Seasons
------------------------------	-------	----------------	--

<i>Smart world 3</i>	p. 50	<i>Revision of module</i>
<i>Smart time 3</i>	p. 51	
<i>Let's remember 5 and 6</i>	p. 52	
<i>Smart game 1</i>	p. 54	

Module 4 Shopping

unit 7

Places

p. 56

Prepositions of place
How much...?

Places
Clothes
Numbers 20-100
Presents
Directions

unit 8

The basket

p. 62

Some - Any

Cutlery
Food

Smart world 4

p. 68

Smart time 4

p. 69

Let's remember 7 and 8

p. 70

Revision of module

Module 5 Free Time

unit 9

She's tall

p. 72

Object pronouns
like + verb + ing
must/mustn't

Adjectives
Free time activities
Sports

unit 10

Faster

p. 78

Comparative
Superlative

Adjectives
World facts

Smart world 5

p. 84

Smart time 5

p. 85

Let's remember 9 and 10

p. 86

Revision of module

Module 6 Stories

unit 11

He was scary

p. 88

was - were
Past simple: regular

Actions
Animals
History

unit 12

Plans

p. 94

Past simple: irregular
Going to

Predictions
Plans

Smart world 6

p. 100

Smart time 6

p. 101

Let's remember 11 and 12

p. 102

Smart game 2

p. 104

Play 'A fairy tale birthday'

p. 106


Cut Outs

p. 108

Revision of module

Hello

1 Listen and read.



2 Match.

20

11

8

15

17

3

10

12

seventeen

ten

twenty

eleven

three

twelve

eight

fifteen

green

black

blue

yellow

orange

red

white

brown

3 Look and answer the questions. There is There are

- How many bags are there?
There are six bags.
- How many books are there?

- How many computers are there?

- How many rulers are there?

- How many rubbers are there?



4 Read and match.



Mrs Lu



Mr Bla

- He's got eight fingers.
- She's got four arms.
- He's got three legs.
- She's got two feet.
- She's got two hands.
- He's got blue hair.
- She's got three ears.



Mrs Da



Mr Fo

5 Look and write. I like I don't like

- _____ apples.
- _____ oranges.
- _____ horses.
- _____ dogs.
- _____ nuts.

6 Write about yourself.

Hello! My name is _____
I'm _____
years old.



1a It's a robot



pink




purple



grey

1 Look and listen. 6



2 Listen and repeat. 6



gold



silver

3 Look and circle T for True or F for False.

Picture 1

1 Metallica's got two eyes.



Picture 2

2 Metallica can talk and run.



Picture 3

3 The slide is pink and purple.



Picture 4

4 The slide is gold and silver.



4 Look!



I'm a pink and purple robot.



We're gold and silver robots.

I am	→	I'm	We are	→	We're
You are	→	You're	You are	→	You're
He is	→	He's	They are	→	They're
She is	→	She's			
It is	→	It's			

5 Look and match.

1 He's a man.



2 She's a queen.



3 They're turtles.



4 We're robots.



5 I'm a teacher.



6 It's a car.



6 Play a game. Turn to page 108.

He's pink and purple.

He's number 1.



1 Listen and play.

Look at the children. They're at school.
Look at number 2. Is he bored? Is he angry?
Play the game and find out.

Number 3. Is she angry?

Umm... No, she isn't. Oh no!
Yes, she is. Yes, she is!



1 hungry



2 bored



3 angry



4 scared



5 tired



6 thirsty

2 Look and circle.

A 5 Is he tired?
Yes, he is. / No, he isn't.

B 3 Is she angry?
Yes, she is. / No, she isn't.

C 4 Are they hungry?
Yes, they are. / No, they aren't.

D 6 Are they thirsty?
Yes, they are. / No they aren't.

3 Look!

Am I?	Yes , I am.	I'm not
Are you?	No , I'm not.	You aren't
Is he?	Yes , he/she/it is.	He isn't
Is she?	No , he/she/it isn't.	She isn't
Is it?		It isn't
Are we?	Yes , we/you/they are.	We aren't
Are you?	No ,	You aren't
Are they?	we/you/they aren't.	They aren't

4 Answer the questions.

1 Are they hungry?

No, they aren't.



2 Is she bored?



3 Is it yellow?



4 Is it orange?



5 Is it pink?



6 Are they red?



5 Sing and complete.



HUNGRY!

Hungry, hungry, hungry!

Is he _____ (1)?

No, he isn't. He's angry,
angry, _____ (2).

Scared, scared!

Are they _____ (3)?

Yes, they are!

They're scared, scared,

_____ (4).



6 Play a game.



Is he tired?

No, he isn't.

1c



talk



sing



dance



fly



make



child

1 Listen and read.

Toys Forever!



1

Children love toys.
This is Robo.
He's a robot.
Children love Robo.
He can talk, sing
and dance. Can you
dance?



2

These children have
got Lego bricks.
They can make
Lego houses, cars
and planes. What
can you make?



This is a great toy.
It can't talk, sing or
dance. It can fly! Put
it in your hands, spin
it and ... it flies!

3





children



house



houses



toys

2 Read activity 1 and tick (✓) what they can do.



talk	sing
✓	
dance	fly
make houses	



talk	sing
dance	fly
make houses	



talk	sing
dance	fly
make houses	

3 Look!



4 Complete. can can't

1 Can Helen make a Lego plane?
No, she _____

2 Can Bill make a sandwich?
Yes, he _____

3 Can the children dance?
No, they _____

4 Can the robot talk?
Yes, it _____

5 Listen and circle Yes or No.



6 Ask your friend.

Name		
	Yes, I can.	No, I can't.
Can you sing?		
Can you dance?		
Can you spell your name?		
Can you make a Lego house?		
Can you fly?		

2a

Family

camel

aunt

uncle

cousin

- father
- mother
- sister
- brother
- grandmother
- grandfather

1 Look and listen.



I'm Mel, the camel, and this is my family. This is my mother and father. I've got an uncle and an aunt, too.



2 Listen and repeat.

3 Read and circle about Mel.

1 This is my **mother** / **uncle**.

2 This is my **father** / **cousin**.



3 This is my **aunt** / **father**.

4 This is my **uncle** / **aunt**.

4 Look!

I've got a sister.



Mel has got a sister. I've got a sister, too!



I have got	→	I've got
You have got	→	You've got
He has got	→	He's got
She has got	→	She's got
It has got	→	It's got
We have got	→	We've got
You have got	→	You've got
They have got	→	They've got

a sister
an aunt

an + a, e, i,
o, u

5 Complete.


A have got has got

- 1 My mother _____ a red car.
- 2 They _____ five kites.
- 3 I _____ a blue jumper.
- 4 We _____ a dog.
- 5 The elephant _____ ten nuts.

B a an

- 1 There's _____ elephant in the zoo.
- 2 Mel has got _____ apple.
- 3 My father is _____ teacher.
- 4 I've got _____ orange umbrella.
- 5 Look! There's _____ dog in that boat!

6 Listen and tick (✓).



1



2



3

7 Look at activity 6 and say.

She has got a father,
a mother, a brother,
an uncle and a cousin.



It's number 1.



curly hair



straight hair



fair hair



moustache



beard

1 Make the 'funny face' booklet.



1 Cut out page 109.



2 Cut the faces along the blue dotted lines.



3 Staple the pages together on the red lines.

2 Sing and make the funny face. 🎵

Funny face

Have you got a funny face?
Have you got a funny face?
Let's make a funny face!

Has she got straight hair?
Has she got straight hair?
Yes, she has. Yes, she has.

Has she got blue eyes?
Has she got blue eyes?
No, she hasn't. No, she hasn't.

Has she got a moustache?
Has she got a moustache?
Yes, she has. Yes, she has.

Have you got a funny face?
Have you got a funny face?
Let's make a funny face.

3 Read the song and tick (✓) the correct girl.



A



B



C

4 Look at activity 3 and circle.

- A** She has got **fair** / **curly** hair.
- A** She has got **a moustache** / **blue eyes**.

- B** She has got **green** / **blue** eyes.
- C** She has got **curly** / **straight** hair.

5 Look!

Have I got?	Yes, I have.	I haven't got
Have you got?	No, I haven't.	You haven't got
Has he got?	Yes, he/she/it has.	He hasn't got
Has she got?		She hasn't got
Has it got?	No, he/she/it hasn't.	It hasn't got
Have we got?	Yes, we/you/they have.	We haven't got
Have you got?		You haven't got
Have they got?		They haven't got

6 Look and complete.

1 Has he got a beard?

No, he hasn't



2 _____ it got blue eyes?



3 _____ she got a moustache?




4 _____ they got curly hair?



7 Play a game.

Has he got a moustache?

Yes, he has.





shoes



boots



nose



dress-dresses

1 Listen and read.

Fairy tales

Rapunzel

1



Rapunzel's got fair hair.
Rapunzel's hair is very very long! It's beautiful!

Pinocchio

2



He's a boy, he's not a toy!
Pinocchio's nose is very long!

Cinderella

3



She's very beautiful.
Cinderella's dress is blue and her shoes are silver.

Puss in Boots

4



Puss is a cat. He's got two big, black boots. The cat's boots are funny!

The Little Mermaid

5



She's got a tail. The Little Mermaid's house is in the sea.



tooth-teeth



foot-feet



tail

2 Answer the questions.

1 Whose shoe is this?

It's Cinderella's.



2 Whose hair is this?

It's _____.



3 Whose boot is this?

It's _____.



4 Whose tail is this?

It's _____.



5 Whose nose is this?

It's _____.



4 Answer the questions.

1 Whose flag is that?

It's Meg's flag.




2 Whose boat is _____?

It's _____ boat.



3 Whose umbrella is _____?

It's _____ umbrella.



4 Whose kite is _____?

It's _____ kite.



3 Look!

Whose book is **this**?

It's Tim's (book).



Whose pencil is **that**?

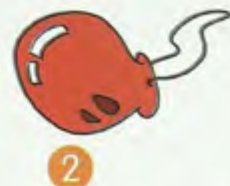
It's Mary's (pencil).



5 Listen and match 1-4 with A-D.



A Charlie




B Hanna



C Milly



D Tom

1 Listen and repeat. 


superhero



glasses



freckles

2 Read and write the names in the correct spaces. Then listen. 




The *Incredibles* is an American film. It's about a family of superheroes! Mr Incredible, **Bob** Parr, is a big, strong man with blond hair. His wife, **Helen**, is Elastigirl. She has got red hair. They have got three children. Violet, Dash and baby **Jack-Jack**. **Violet** has got long, dark hair. **Dash** is cute. He has got freckles and is super fast. **Edna** is their clothes designer. She has got black hair and wears glasses. **Syndrome** is the 'bad' man. He's got red hair. **Frozone** is Mr Incredible's friend. His costume is blue and white.

3 Look and answer the questions.

- 1 Has Violet got short hair? _____
- 2 Has Bob got a beard? _____
- 3 Have Edna and Helen got long hair? _____
- 4 Has Jack-Jack got a moustache? _____

smart time 1



1 Listen and repeat. 



mix




paintbrush



paint



artist

2 Listen and read. 

LOVE ART

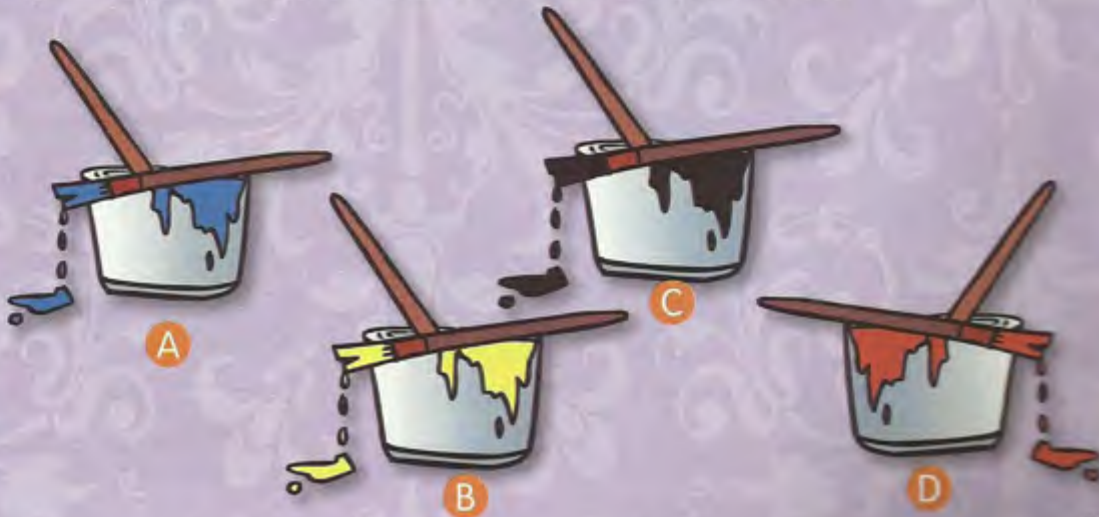
Can you draw or paint? Artists draw and paint and they use many colours.

Mix the colours below and write the colour.

1. Mix black and white: _____
2. Mix yellow, black and red: _____
3. Mix red and white: _____
4. Mix blue and red: _____



3 What colours do you need to make the colours below? Match.



1 Circle the odd word.

- 1 pink purple toy gold silver
- 2 hungry angry bored child scared
- 3 teeth uncle aunt cousin father
- 4 dress shoes boots jumper foot
- 5 moustache beard fair hair nose curly hair

2 Look and circle A or B.



1 Can it fly?

- (A) Yes, it can. (B) No, it can't.



2 Can they make a house?

- (A) Yes, they can. (B) No, they can't.



3 Can she dance?

- (A) Yes, she can. (B) No, she can't.



4 Can it talk?

- (A) Yes, it can. (B) No, it can't.

3 Read and circle.

- 1 Helen **has** / **have** got **a** / **an** blue dress.
- 2 The children **has** / **have** got **a** / **an** apple.
- 3 The baby **has** / **have** got **a** / **an** tooth.
- 4 My uncle **has** / **have** got **a** / **an** moustache.
- 5 Tom and Ann **has** / **have** got **a** / **an** orange umbrella.

4 Look and write.



1 she / angry ?

Is she angry?

No, she isn't. She's bored.



2 they / bored ?



3 she / thirsty ?



4 they / scared ?

5 Look and write.



Ron



Tina



1 Whose kite is that?

It's

2 Whose robot is that?

3 Whose violin is that?

4 Whose car is that?



jigsaw puzzle



starfish

The Puzzle 1

6 Look and listen.



1



2



3



4

7 Listen and repeat.



3a

Flying



carpet



I'm feeding a fish.




She's planting a tree.



He's fishing and eating.

1 Look and listen.



3 Look and match.

2 Listen and repeat.



1



2



3



4

They
She
They
He

is feeding the camels.
are flying.
is planting trees.
are fishing and eating.



It's flying.



They're watering the flowers.



duck

4 Look!

I'm feeding the cat.



It's eating.



We're eating, too.



Present Progressive

I **am** eating
 You **are** eating
 He **is** eating
 She **is** eating
 It **is** eating
 We **are** eating
 You **are** eating
 They **are** eating

I'm eating
 You're eating
 He's eating
 She's eating
 It's eating
 We're eating
 You're eating
 They're eating

5 Look and complete.



1 The birds _____ are singing _____. (sing)

2 We _____ (feed) the ducks.



3 Maggy _____ (eat)

4 They _____ (fish)



5 My name is Jack. I _____ (water) the flowers.

6 Listen, look and circle.



7 Play a game.

You're fishing.

Yes, I am. /
No, I'm not.



He's studying.



He's cleaning.



He's watching TV.



He's listening to music.



He's reading.



They're playing.

1 Sing and find Bob.

Are you studying, Bob?
No, I'm not. No, I'm not.
Are you cleaning, Bob?
No, I'm not. No, I'm not.
Are you reading, Bob?
No, I'm not. No, I'm not.

Is your sister watching TV?
Yes, she is. Yes, she is.
Is your brother listening to music?
Yes, he is. Yes, he is.

Is your dog playing, Bob?
Yes, it's playing with Timmy.
Yes, it's playing with Timmy.

What are you doing, Bob?
What are you doing, Bob?

Oh, Mum! I'm trying to sleep.
Oh, Mum! I'm trying to sleep.

Who's Bob?



2 Listen to the song and circle A or B. What are they doing?

1

sister



(A) is watching TV

(B) is listening to music

2

brother



(A) is playing with Timmy

(B) is listening to music

3

Bob



(A) is watching TV

(B) is trying to sleep

4

dog



(A) is playing with Timmy

(B) is listening to music

5

Timmy the cat



(A) is watching TV

(B) is playing with the dog

3 Look!

Am I reading? Are you reading?	Yes , I am. No , I'm not.	I'm not reading. You aren't reading.
Is he reading? Is she reading? Is it reading?	Yes , he/she/it is. No , he/she/it isn't.	He isn't reading. She isn't reading. It isn't reading.
Are we reading? Are you reading? Are they reading?	Yes , we/you/they are. No , we/you/they aren't.	We aren't reading. You aren't reading. They aren't reading.

4 Read and circle.


- | | |
|---|---|
| 1 Is / Are Tom listening to music? Yes, he is. | 4 Am / Are you watching TV? Yes, I am. |
| 2 Is / Are you studying? Yes, we are. | 5 Are / Is she reading a book? No, she isn't. |
| 3 Is / Are they cleaning? No, they aren't. | 6 Is / Are the dog playing in the house? Yes, it is. |

5 Spot the differences.

Is David studying?



No, he isn't.
He's listening to music.





person



people



world




He's getting dressed.



They're having lunch.



She's doing her homework.

1 Listen and write the names. 



Look at the children. They are doing different things because the time is different. Look at **Jim** from Canada. He's getting dressed to go to school. **Lucy** is at school and she's reading in the library.

Fay and **Ben** are at school too, but they're having lunch. **May** is busy. She's doing her homework. And **Anna** is sleeping! What are you doing?



1

Jim

Toronto, Canada.
It's half past six.



2

London, UK.
It's half past eleven.



3

Magadan, Russia.
It's half past eight.



5

and

Cape Town, S. Africa.
It's half past one.



4

Beijing, China.
It's half past seven.





He's sleeping.



It's twelve o'clock.



It's half past three.

2 Read and circle.

- It's half past six. He's **getting dressed** / **having lunch**.
- It's half past one. They're **sleeping** / **having lunch**.
- It's half past eleven. She's **getting dressed** / **reading**.
- It's half past seven. She's **doing her homework** / **sleeping**.
- It's half past eight. She's **reading** / **sleeping**.

3 Look and circle.



1

It's seven o'clock.

It's twelve o'clock.



2

It's half past one.

It's six o'clock.



3

It's half past eleven.

It's half past two.



4

It's eight o'clock.

It's twelve o'clock.


4 Look!

read	→	reading
have	→	having
get	→	getting

5 Read and complete.

- She _____ is doing _____ her homework. (do)
- He _____ . (sleep)
- They _____ dressed. (get)
- I _____ lunch. (have)
- You _____ . (read)

6 Listen and number 1-4.



4a Help!



Open the window.



Close the door.



Put your seatbelt on.



Stop.

stand up
sit down
turn right
turn left

1 Look and listen.

What's wrong, Mel?

It's the magic carpet! Stop, magic carpet! Oh, no!



Now listen, children. First, put your seatbelts on.



Oh, no! Don't stand up, Greg! Sit down!



We're falling!

Oh, no!



2 Listen and repeat.

3 Look and circle what Mel says.

Picture 1 Stop! Yes / No

Picture 2 Put your seatbelts on! Yes / No

Picture 3 Don't stand up! Yes / No

Picture 4 Sit down! Yes / No

4 Look and write.



1 carpet _____

3 _____



2 _____

4 _____

5 Look!



6 Look and write.

sit down turn left stand up
open the bag stop



Don't _____









7 Listen and number 1-6.



○



○



○



○



○



○

8 Play a game.

Simon says,
open your books!





uniform

police officer



farmer



animals



piano

musician



bus

bus driver

1 Sing and match. 6

Who is he?



He's a police officer,
His name is Norm,
This is his uniform.



She's a musician,
Her name is Lyn,
This is her violin.



He's a farmer,
His name is Paul,
These are his animals.

He's a bus driver,
His name is Gus,
This is his bus.



She's a teacher,
Mrs Prudence and
These are her students!





teacher



students

2 Look!

She's a girl. **Her** name's Lulu!

He's a boy. **His** name's Rocky!



This is a gold pen.

These are ten gold pens.



This is → These are That is → Those are

3 Write and circle.

1 She's a _____

This is **his / her** bag.



2 He's a _____

This is **his / her** piano.



3 He's a _____

These are **his / her** animals.



4 He's a _____

This is **his / her** uniform.



4 Look and complete.

This is That is These are Those are



1 _____ his shoes.



2 _____ her kite.



3 _____ his jumpers.



4 _____ her toy.

5 Play a game.

This is her pen.

Yes!





souvenirs



hat




traditional costume



mask



skirt

1 Listen and read. 

SOUVENIRS

Here are souvenirs from all over the world.

2

I am wearing a traditional costume from Peru. It's green and white. This is a long skirt. It's very beautiful.



1

We've got many souvenirs but these masks are our favourite. They're scary but we like them. They're from Tanzania, Africa. They're for good luck.



3

Look at this hat. It's my father's. It's a special hat from Mexico. It's called a sombrero. I look great!





scary



beautiful



long

2 Match.



4 Complete.

my its our their ~~his~~ your

- 1 That's Eric. This is his mask.
- 2 We're brothers. This is _____ robot.
- 3 It's a little dog. _____ tail is long.
- 4 I'm a police officer. _____ uniform is black.
- 5 They've got beautiful hats. _____ hats are blue.
- 6 You're wearing a red skirt. _____ skirt is beautiful.

5 Make up sentences and say.

This is a beautiful hat!

These are long skirts.

This is a
These are

beautiful	mask(s)
long	hat(s)
scary	dress(es)
gold	skirt(s)
silver	boot(s)
blue	traditional costume(s)


3 Look!

I	→	my		we	→	our
you	→	your		you	→	your
he	→	his		they	→	their
she	→	her				
it	→	its				

6 Look at activity 5 and write.

- 1 This is a _____
- 2 These are _____

smart world 2

1 Listen and repeat. 



signs



circle



triangle



road

2 Look at the signs below. What do you think they mean?




A



B



C

3 Listen and read. Then match with the signs above. 

Signs are very important!

There are signs everywhere! Signs for shopping, road signs, food signs. Always look at the colours and shapes of signs. Here are some signs in the UK. Signs with red circles show that you cannot do something. 1 Signs in triangles show danger. 2 Black and white signs are not on busy roads. 3

4 Look at the signs below and discuss.



smart time 2



1 Listen and repeat.



apron

chef



mechanic



swimming cap
swimming costume

swimming pool

swimmer



UNIVERSITY

university

2 Listen, read and write A-D.

What am I?

1

I like food. My favourite food is spaghetti. Here, I am in the kitchen of my restaurant. My apron and hat are white.

2

I like cars. Especially fast cars. Here, I am at my shop. I'm fixing a very expensive car. It's silver.

3

I like sports and I exercise every day. Here, I am with my friend Tom at the swimming pool. Our swimming caps and swimming costumes are black.

4

I like Maths. I teach Maths at the university. Here, I am in my class with my students. We're having a lesson. Maths is their favourite subject.



3 What do you want to become? Choose and discuss.



musician



driver



chef



mechanic



farmer



doctor



teacher



dancer



waiter



football player



1 Read and match.


- | | |
|----------|--------------|
| 1 clean | a a tree |
| 2 plant | b my room |
| 3 watch | c TV |
| 4 listen | d lunch |
| 5 have | e to music |
| 6 open | f down |
| 7 sit | g up |
| 8 stand | h the window |


2 Look and tick (✓).

- 1  Close the door.
Open the door.
- 2  Don't turn left.
Don't turn right.
- 3  Stop!
Don't stop!
- 4  Stand up.
Don't stand up.
- 5  Put your seatbelt on.
Don't put your seatbelt on.





3 Answer the questions.

- 1  Is Tom sleeping?
No, he isn't sleeping
He's studying
- 2  Are the children eating?

- 3  Is Paul playing?

- 4  Is she feeding the ducks?

4 What's the time? Look and write.

- 1  
1 It's _____ 2 _____
- 3  
3 _____ 4 _____

5 Look and write. his her my their our

- 1  He's a policeman.  That's _____ uniform.
- 2  We're farmers.  They're _____ animals.
- 3  She's a student.  That's _____ skirt.
- 4  They're musicians.  That's _____ piano.
- 5  I'm a teacher.  They're _____ students.




dolphin



shark

The Puzzle 2

6 Look and listen.



Carrie and Cody are happy. Wanda and Brett are scared.

The children are swimming but...

Don't swim. Let's go home.

7 Listen and repeat.

5a Life



work



wash



love



visit



goat





horse



water

1 Look and listen.



2 Listen and repeat.

3 Read and match.



- A They eat in the evening.
- B He cleans in the morning.
- C They love the water.
- D She washes the horses.



4 Look!

Present Simple

I	work	every day
You	work	
He	works	at the weekend
She	works	in the { morning (12 am-12 pm) afternoon (12 pm-6 pm) evening (after 6 pm)
It	works	
We	work	
You	work	
They	work	

But I wash → He washes

5 Read and circle A or B.

1 Tony _____ in a zoo in the morning.

- (A) work (B) works

2 I _____ my sister.

- (A) love (B) loves

3 Meg _____ her hair every day.

- (A) wash (B) washes

4 We _____ our aunt and uncle at the weekend.

- (A) visit (B) visits

6 Read and circle.

1 Tom works at a school in the **afternoon** / **morning**. (8 am)

2 We visit our cousins in the **evening** / **morning**. (7 pm)

3 They wash their dog in the **afternoon** / **evening**. (5 pm)

4 The goats eat in the **morning** / **afternoon**. (9 am)

7 Listen and match. 6

1 (A) in the morning

2 (B) in the afternoon

3 (C) in the evening

4 (D) at the weekend

8 Read and tick (✓) about yourself.

	morning	afternoon	evening
watch TV			
do homework			
listen to music			
visit friends			
wash hair			

9 Look at activity 8 and say.

I watch TV in the afternoon.

I do my homework in the evening.



get up early



have breakfast



brush my teeth

1 Sing and match. 6

Crazy monkey!

Do you get up early, Crazy Monkey?

No, I don't. No, I don't.

Do you have breakfast, Crazy Monkey?

Yes, I do. Yes, I do.

Do you brush your teeth, Crazy Monkey?

No, I don't. No, I don't.

Do you walk to school, Crazy Monkey?

No, I don't. No, I don't.

Do you play football, Crazy Monkey?

Yes, I do. Yes, I do.

Does he study Mrs Monkey?

No, he doesn't.
No, he doesn't.





walk to school



drive a car



play football

2 Read and match.

- | | | | |
|---------|----------|---------|-----------|
| 1 get | football | 4 brush | breakfast |
| 2 drive | up | 5 have | my teeth |
| 3 play | a car | 6 walk | to school |

3 Look!

Do I drive?	Yes , I do. No , I don't.	I don't drive.
Do you drive?		You don't drive.
Does he drive?	Yes , he/she/it does.	He doesn't drive.
Does she drive?		She doesn't drive.
Does it drive?	No , he/she/it doesn't.	It doesn't drive.
Do we drive?		We don't drive.
Do you drive?	Yes , we/you/they do.	You don't drive.
Do they drive?	No , we/you/they don't.	They don't drive.

4 Read and circle.

Do / Does (1) John drive a car?

Yes, he **do / does** (2).

Do / Does (3) Mary play football?

No, she **don't / doesn't** (4).

Do / Does (5) you get up early every day?

No, I **don't / doesn't** (6).

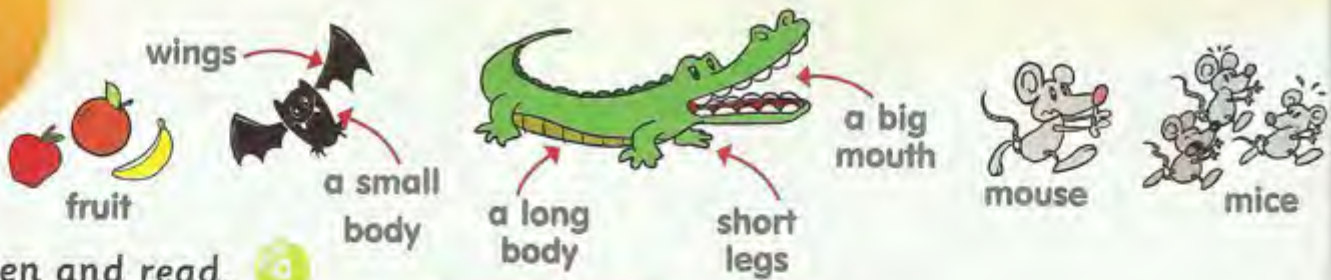


5 Tick the things you do every day / at the weekend. Then, ask your friend.

	You		Your friend	
	Yes	No	Yes	No
EVERY DAY get up early				
have breakfast				
walk to school				
brush teeth				
WEEKEND play football				
watch TV				
have lunch with my family				

Do you get up early every day?

Yes, I do. /
No, I don't.



1 Listen and read.

A Cool ZOO School

I'm Fay. I go to a zoo school in Michigan. We learn about the animals there and help the zookeepers, too. These are a few animals in our Zoo School.

1



These are our monkeys. Monkeys have got long arms and they climb trees. They sometimes eat nuts, apples and oranges. They love bananas.

2



Harrison is a snake. It lives in our classroom! Snakes have got a long body but they haven't got legs. They eat small animals. Harrison always eats mice.

3



This is a bat. It's a small animal. It's got wings and it flies. It sometimes eats fruit. It never sleeps at night!

4

Children love this crocodile because it's scary. A crocodile has got short legs and a long tail. It has also got sharp teeth and a very big mouth. Crocodiles eat fish or small animals. They can swim.

5



Fay's Day



I get up and have breakfast.



We have lessons.



We help in the zoo.



I go back home.



I do my homework.



zookeeper



It's a quarter past one.



It's a quarter to five.

2 What do they eat? Match. Then complete the sentences.



- 1 Bats eat fruit.
- 2 Snakes _____.
- 3 Crocodiles _____.
- 4 Monkeys _____.

3 Look!

Harrison **always** eats mice.

Monkeys **sometimes** eat nuts.

Bats **never** sleep at night.

4 Look and write.

always sometimes never

- 1 Jack _____ waters the flowers.
- 2 The students in the zoo school _____ help the zookeepers.
- 3 Macey _____ walks to school.
- 4 Sonia and Tracey _____ have breakfast.
- 5 Monkeys _____ eat apples and oranges.
- 6 Bats _____ sleep at night.

5 Listen and number 1-4. 6



A B C D

6 Play a game.

They've got long arms. They sometimes eat fruit or nuts. They love bananas.

Yes!

Are they monkeys?



have a dance lesson

play the guitar

go shopping

play computer games

do karate

go to the cinema

1 Look and listen.



3 Listen and repeat.

2 Listen and repeat.

Frad's week	Monday	Tuesday	Wednesday	Thursday	Friday	Saturday	Sunday
morning	do karate	visit my parents	do karate	visit my parents	clean my house	go shopping	play computer games
afternoon	have a dance lesson	go to the studio	play the guitar	go to the studio	go to the studio	do karate	go to the cinema

4 Look at Frad's week and match.

- 1 He goes to the cinema on Wednesday.
- 2 He does karate on Tuesday.
- 3 He goes to the studio on Saturday.
- 4 He cleans his house on Sunday.
- 5 He goes shopping on Friday.

5 Look!

on + days of the week
BUT
 at the weekend

6 Look and complete.



Mon

Tue

Wed



Thu

Fri

weekend

- 1 The children do karate on Tuesday.
- 2 Tom plays the guitar _____.
- 3 Jill and Paul go shopping _____.
- 4 Sue has a dance lesson _____.
- 5 My mother and father go to the cinema _____.
- 6 John plays computer games _____.

7 Listen and match.



1	Monday	4
2	Tuesday	5
3	Wednesday	6
	Thursday	
	Friday	
	weekend	

8 Read and tick (✓) about yourself.

	Mon	Tue	Wed	Thu	Fri	Sat	Sun
watch TV							
go shopping							
play computer games							
visit friends							
go to the cinema							

9 Say with your friend.



6b

January
February
March

April
May
June

July
August
September

October
November
December



1 Make a calendar.



1 Draw a picture for your month on the top part of a page.



2 Write the month and number the days.



3 Staple all the months in order.

2 Listen, point and say.

Mon	Tue	Wed	Thu	Fri	Sat	Sun
		1 first	2 second	3 third	4 fourth	5 fifth
6 sixth	7 seventh	8 eighth	9 ninth	10 tenth	11 eleventh	12 twelfth
13 thirteenth	14 fourteenth	15 fifteenth	16 sixteenth	17 seventeenth	18 eighteenth	19 nineteenth
20 twentieth	21 twenty-first	22 twenty-second	23 twenty-third	24 twenty-fourth	25 twenty-fifth	26 twenty-sixth
27 twenty-seventh	28 twenty-eighth	29 twenty-ninth	30 thirtieth	31 thirty-first		

3 Say with your friend.



4 Say the chant.

Thirty days has September,
April, June and November.
All the rest have thirty-one.
But not February.
It has twenty-eight.
And every four years
twenty-nine!


5 Put the months in order. Write 1-12.



6 Read and complete with ordinals.

- 1 April is the fourth month of the year.
- 2 January is the _____ month of the year.
- 3 December is the _____ month of the year.
- 4 March is the _____ month of the year.
- 5 September is the _____ month of the year.
- 6 February is the _____ month of the year.
- 7 August is the _____ month of the year.
- 8 May is the _____ month of the year.

7 Play a game.



It's the tenth letter of the alphabet.





beach




swim



pick flowers



leaves fall

1 Listen and read. 

Seasons



I'm Frieda from Rotterdam, in the Netherlands. My favourite season is the spring. Here, **1** it's May and I'm picking flowers. We pick flowers every May.



I'm Helga from Oslo, Norway. It's January in this photo and I'm with my brother. We are **4** playing with the snow. I love the winter.



We're Brian and Anne from Sydney, Australia. Our favourite season is the summer. In December, we go to the beach every day. We swim and sunbathe there. The summer is great! **2**



I'm Paul! I live in London, in the UK. It's September in this photo. In the autumn, the trees have got beautiful colours, leaves fall and it's cool. **3**



snow



sunbathe

2 Look and match.

Frieda

Helga

Paul

Anne and Brian



3 Look! Seasons



Winter



Spring



Summer



Autumn

4 What season are their birthdays in? Write.

1 My birthday is in September.
That's in the _____.

2 My birthday is in April.
That's in the _____.

3 My birthday is in January.
That's in the _____.

4 My birthday is in July.
That's in the _____.

5 Play a game.

What is he doing?

What season is it?

He's picking flowers.

It's spring.




1 Listen and read. 6



The London Marathon

Every spring, in April, more than 35,000 people from all over the world go to London. Why? They run in the London Marathon. Everyone can run in the Marathon but you must be over 18 years old.



MARATHON FACTS

What is a Marathon?

A race over 42 km. (kilometres)

The first Marathon?

490 BC, in Ancient Greece. Marathon is a place in Greece.

How many Marathons are there every year?

More than 800 all over the world. There is a Marathon race in the Olympic Games, too!

2 Write T for True or F for False.


- 1 The Marathon is two times a year.
- 2 Only Londoners run in the Marathon.
- 3 Children run in the Marathon.
- 4 The Marathon is a race.
- 5 Marathon is a place in Greece.
- 6 There is no Marathon race in the Olympic Games.



race

smart time 3



1 Listen and repeat. 



runner




body



huge



heavy

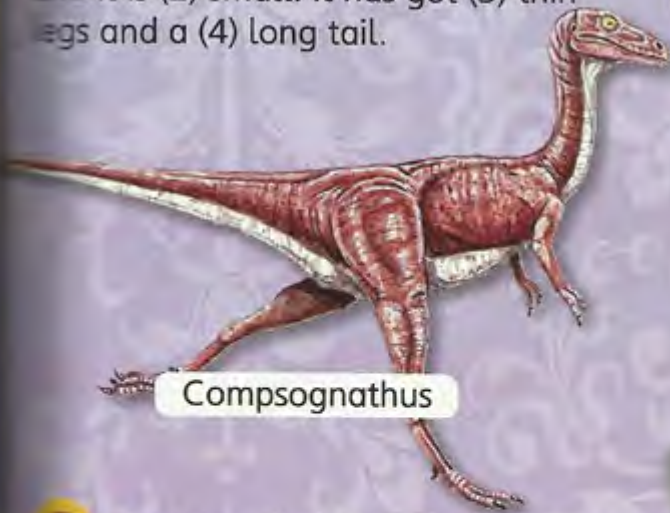
2 Read and complete the crossword. Then listen. 

DINOSAURS


Dinosaurs are scary. Many dinosaurs are huge, but some are small. Let's read about some dinosaurs.

Diplodocus is (1) huge and (2) heavy. It has got a (3) small head and a very (4) long neck.

Compsognathus is a (1) fast runner and it is (2) small. It has got (3) thin legs and a (4) long tail.



Compsognathus



Diplodocus

3 Read and tick (✓) the correct dinosaur.

It has got a big body and a very small head. It has got four legs and a long tail. It's got a short neck.



Pteranodon



Stegosaurus



Triceratops



Gallimimus

1 Read and match.

- | | |
|------------|------------------|
| 1 do | a my room |
| 2 drive | b karate |
| 3 play | c my teeth |
| 4 get up | d early |
| 5 brush | e the guitar |
| 6 clean | f flowers |
| 7 go | g a car |
| 8 have | h shopping |
| 9 pick | i school |
| 10 walk to | j a dance lesson |

2 Read and complete.

always sometimes never

- My father _____ washes the car on Sundays.
- Jill's mother _____ works at the weekends.
- We _____ sunbathe in the winter.
- Beth _____ drives her car in the snow. She's scared.
- Jenny _____ has a dance lesson on Tuesday afternoon.
- Mary and Fiona _____ go to the cinema on Friday.

3 Look and circle A or B. What's the time?



- A It's a quarter past three.
B It's a quarter to three.



- A It's a quarter past six.
B It's a quarter to six.



- A It's a quarter past twelve.
B It's a quarter to twelve.



- A It's a quarter past seven.
B It's a quarter to seven.

4 Look and write the names.



Bill and Kate



Jill



Sally and Gabby



Fiona

- _____ plays with the snow in the winter.
- _____ sunbathes every day in the summer.
- _____ sometimes pick flowers in the spring.
- _____ go to the beach and swim every day in the summer.

The Puzzle 3

5 Look and listen. 6



Later...



6 Listen and repeat. 6

smart

Start!

1

What colour is it?



2

Are they scared?



8

Can she dance?



7

Go to 10.

9

Have you got a brother/sister?

10



16

Has he got a beard?



15

Have they got curly hair?



17

Whose nose is this?



18

What is she doing?



game 1

3

Are they brushing their teeth?



4

What's the time?



6

Say.



5

Does Tom walk to school?



11

It's the sixth day of the week.

12

When's your birthday?



14

What's your favourite season?


13

We're farmers. These are _____ animals.



19

Say. Monkeys eat nuts.



20

Do you sunbathe in the summer?

Finish!

7a Places



shop



supermarket




bank



park

1 Look and listen.



3 Tick (✓) the correct sentences.

- 1 Mel and the children turn left at the bank.
 turn left at the cinema.
- 2 The hospital is between the shop and the bank.
 between the shop and the school.
- 3 The school is next to the hospital.
 next to the bank.

2 Listen and repeat.



hospital



cinema



stomach

ankle

4 Look! Where's the mouse?

It's between the book and the bag.



between



behind



next to



in front of

5 Look and complete.



between
next to
behind
in front of

- 1 Where are the supermarket, the bank and the hospital?
They're _____ the park.
- 2 Where's the park?
It's _____ the bank, the hospital and the supermarket.
- 3 Where's the bank?
It's _____ the hospital and the supermarket.
- 4 Where's the supermarket?
It's _____ the bank.


6 Listen and circle A, B or C.



7 Play a game.




7b

1 Listen and repeat. 


21 twenty-one 22 twenty-two 23 twenty-three 24 twenty-four 25 twenty-five 26 twenty-six 27 twenty-seven 28 twenty-eight 29 twenty-nine


20 twenty 30 thirty 40 forty 50 fifty 60 sixty 70 seventy 80 eighty 90 ninety 100 a hundred

2 Listen and tick (✓) the numbers you hear. 

- 1 15 55
- 2 72 22
- 3 45 95
- 4 38 34
- 5 89 69
- 6 33 53
- 7 84 89
- 8 21 71

3 Play Bingo!



4 Listen and repeat. 



5 Listen and repeat.



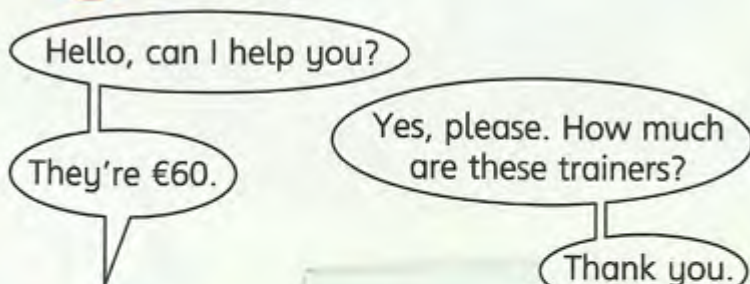
6 Look!

How much is **this** T-shirt?
It's €20.



How much **are these** jeans?
They're €50.

8 Play a game.



7 Read and circle.

- How much is **this** / **are these** hats?
It's / They're €15.
- How much is **this** / **are these** jumper?
It's / They're €31.
- How much is **this** / **are these** coat?
It's / They're €83.
- How much is **this** / **are these** trainers?
It's / They're €95.
- How much is **this** / **are these** tracksuit?
It's / They're €95.



helmet



pet shop



iguana



comics



computer

1 Listen and read.

Birthday presents




1 Donna

I always get toy cars for my birthday. I've got big cars, small cars, red, blue, green and yellow cars. I don't want another car. I want a red and black helmet. Then, I can go go-karting.



2 Timmy

I want an iguana. I go to the pet shop every day and I look at it, in the shop window. It's cute! But there is a problem. My mother doesn't like iguanas!



3 Penny

I love Spiderman. He's my favourite hero. I've got 83 Spiderman comics in my room. For my birthday, I want a Spiderman costume!



4 Jim and Louisa

We play computer games every day. We've got a computer in our room, but it's very old. So, we want a new computer for our birthday this year!



old-new

2 Match the questions 1-6 with the answers A-F.

- 1 Does Donna want a car for her birthday? A
- 2 Does Timmy go to the pet shop every day?
- 3 Do Jim and Louisa play computer games every day?
- 4 Does Penny want a Spiderman costume for her birthday?
- 5 Do Jim and Louisa want computer games for their birthday?
- 6 Does Timmy's mother like iguanas?
- 7 No, she doesn't. D No, they don't.
- 8 Yes, they do. E No, she doesn't.
- 9 Yes, she does. F Yes, he does.

4 Play a game.

I want a bike for my birthday.

I want a bike and a computer for my birthday.



3 Read and circle A or B.



- 1 Janet _____ a book.
 A wants B want
- 2 She _____ a bike.
 A wants B doesn't want



- 3 They _____ dogs.
 A like B don't like
- 4 They _____ cats.
 A love B don't love

The basket



1 Look and listen.



2 Listen and repeat.

3 Look at activity 1 and circle T for True or F for False.

- 1 There are some plates and cups in the basket.
- 2 There aren't any strawberries in the basket.
- 3 There are some sandwiches in the basket.
- 4 There aren't any cherries in the basket.

<input type="radio"/>	<input type="radio"/>
<input type="radio"/>	<input type="radio"/>
<input type="radio"/>	<input type="radio"/>
<input type="radio"/>	<input type="radio"/>

4 Look and write.



1 _____ 2 _____



3 _____ 4 _____



5 _____ 6 _____

5 Look!

There's **a** banana.
 There are **some** bananas.
 Are there **any** bananas?
 There aren't **any** bananas.

cherry → cherries
 tomato → tomatoes
 knife → knives

6 Complete with *some* or *any*.

- 1 There are _____ tomatoes in the bag.
- 2 There aren't _____ plates on the table.
- 3 There aren't _____ eggs in the basket.
- 4 Are there _____ knives in the bag?
- 5 There are _____ peaches on the table.
- 6 Have you got _____ sandwiches?

7 Listen and match the items with the children.



1



Tim



4



2



Helen



5



3



6

8 Play a game.

Are there any peaches in your basket?

Are there any cherries in your basket?

No, there aren't.

Yes, there are.





salad



cheese



spaghetti



meat



soup



chicken



rice



pizza



juice

1 Make a menu.



- 1 Turn to p.111 and cut out the pictures and the title.



- 2 Fold an A4 sheet of card in half and stick the title on the cover.



- 3 Stick the items of food / drink inside the menu.

2 Listen and match. 6

Waiter Waiter!

I would like to order, please.
I want a salad and some cheese,
I want spaghetti and some meat,
And some soup for my friend, Kate.

I would like to order, please.
I want a salad and some cheese,
I want some chicken and some rice,
And a pizza would be nice.

I would like to order, please.
I want a salad and some cheese,
Oh, a drink would be nice,
Is there any juice with ice?



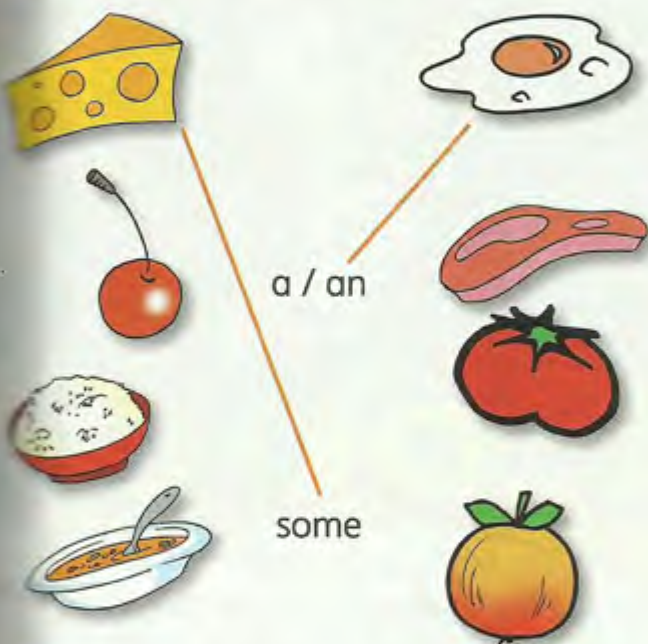
3 Look!

There **is some** meat.
There **are some** eggs.

There **isn't any** juice.
There **aren't any** bananas.

Is there **any** rice?
Are there **any** cherries?

4 Look and match.



5 Read and circle.

- 1 There **is** / **are** some cheese.
- 2 There **is** / **are** some strawberries.
- 3 There **isn't** / **aren't** any meat.
- 4 There **isn't** / **aren't** any sandwiches.
- 5 I want **some** / **any** meat.
- 6 Are there **some** / **any** cherries?
- 7 I want **some** / **any** peaches.
- 8 There isn't **some** / **any** juice.

6 Listen, look at your menu and circle.



7 Ask and answer.





tasty



noodles



chips



chocolate



onions

1 Listen and read.

I'm Hanna and I live in London, England. My favourite street food is fish and chips. It's yummy!

1



I'm John from Greece. In this photo I'm eating a big souvlaki. Souvlaki is very popular here. A souvlaki has got meat, tomatoes, onions and yoghurt in pitta bread. It's very tasty.

2



Street Food


My name's Marie and I'm from Lyon, France. I love crepes! I buy them in the street and I eat them in seconds. Sometimes I eat cheese and vegetable crepes, but my favourite are chocolate crepes.

3



My name's Chen and I live in Hong Kong. In China, people like rice very much, but I like noodles. You can eat noodles with meat or vegetables. You can also have noodles in your soup!

4





yoghurt



vegetables

2 Look and match.



1 fish and chips



2 souvlaki



3 noodles



4 crepes



A



B



C



D

4 Listen and circle A or B. 6

- Who doesn't want fish?
 A Ron B Ron's mother
- What soup does Ron want?
 A chicken soup B vegetable soup
- Does Ron's mother want a salad?
 A Yes, she does. B No, she doesn't.
- Does Ron's mother like onions?
 A No, she doesn't. B Yes, she does.
- What does Ron want in his crepe?
 A banana B chocolate

3 Look and complete.



A

cake



B

chicken and



C

and strawberries



D

rice and

5 Play a game.

My favourite food is pizza and chips.



smart world 4

1 Listen and repeat.



tennis



tennis player



champion



cream

2 Listen, read and match.



What sport is popular in your country?

In England tennis is very popular. Every year, in the last week of June and the first week of July, people from all over the world go to Wimbledon, near London.

They see the world's best tennis players. After two weeks of tennis, there are two tennis champions. Visit Wimbledon, the home of tennis and see these things:

1

Umbrellas! Sometimes it rains at Wimbledon, so take an umbrella!



2

Strawberries and cream. Everyone eats it there.



3

Tennis players always wear white clothes at Wimbledon.



3 Read and write T for True or F for False.

- 1 Wimbledon is in England.
- 2 Tennis players wear white clothes.
- 3 Tennis players always have an umbrella.
- 4 Wimbledon begins in the winter.



smart time 4



1 Listen and repeat.



glass



paper



metal



plastic

2 Listen and read.

Recycling

is collecting things and using them again. Recycling is good for the environment. We can recycle glass, paper or metal. So, don't throw away your old newspapers, empty bottles, cans or your old mobile phone in the rubbish. There are recycling bins in many places. They are different colours. Recycling is easy and fun!



We can recycle paper 8 times!

3 What are they made of? Match. Then, tick (✓) the items we can recycle and cross (X) the ones that we can't.



1 Circle the odd word.

- | | | | | | |
|---|----------|-----------|-----------|-------|----------|
| 1 | plate | knife | helmet | fork | cup |
| 2 | cinema | pet shop | bank | park | computer |
| 3 | trainers | tracksuit | coat | jeans | comics |
| 4 | soup | bread | spaghetti | tasty | yoghurt |

2 Write the plural.


- 1 plate _____
- 2 knife _____
- 3 peach _____
- 4 tomato _____
- 5 cherry _____


3 Look and complete.




- 1 Where's the supermarket?
It's _____ the bank.
- 2 Where's the park?
It's _____ the supermarket,
the bank and the hospital.
- 3 Where's the hospital?
It's _____ the bank.
- 4 Where's the bank?
It's _____ the hospital and
the supermarket.


4 Look and write questions and answers.

1  How much are these trainers?
They're forty-seven euros

2  _____?

3  _____?

4  _____?

5  _____?

5 Read and circle some or any.

- Rita** Are there **some / any** (1) onions in your basket?
- Dan** No, there aren't **some / any** (2) onions.
- Rita** Are there **some / any** (3) tomatoes in your basket?
- Dan** Yes, there are **some / any** (4) tomatoes.
- Rita** Are there **some / any** (5) strawberries?
- Dan** Yes. There are **some / any** (6) tasty strawberries.



cub



snowman



sledge

6 Look and listen.

The cub 1

Norman and Lisa are on holiday. They're in the mountains with their parents. Norman is eating his fifth pancake and drinking some orange juice!

Yum! I love pancakes. They're tasty! Is it snowing?

No, it isn't. Let's go out.

The children are getting dressed. It's cold outside.

My jumper.

Hmm... my coat and my boots.

The children are playing with the snow. They're making a snowman.

This is fun!

I love the winter. It's my favourite season!

The children are having fun. Norman is on the sledge. Lisa is running behind the sledge!

Wait for me!

Wow! This is great!

7 Listen and repeat.



thin



fat



strong



weak

1 Look and listen.



3 Look, read and circle.

Picture 1 The girl is tall / short / fat / thin.

Picture 2 The girl is tall / short / fat / thin.

Picture 4 The girl is tall / short / fat / thin.

2 Listen and repeat.



tall



short



funny



lamp

4 Match the opposites.

1



tall

2



thin

3



strong

4



big

A



fat

B



short

C



small

D



weak

5 Look!

I → me
 You → you
 He → him
 She → her
 It → it
 We → us
 You → you
 They → them



6 Look, read and write.

me ~~you~~ him her it them

1



Oh, look at you!
 You're beautiful!

2



There they are!
 I can see _____!

3



She's great!
 I love _____!

4



He's strong!
 Look at _____!

5



I'm talking to you!
 Listen to _____!

6



Oh, the cat's hungry!
 Look at _____!

7 Play a guessing game.

She's short and thin.

Is it her?

Yes, it is.





ride a bike



watch a DVD



do a jigsaw puzzle



go out



1 Listen, read and match. What do the children like doing in their free time? 6

Free time activities



Tim Jones is 10 years old. In his free time, he likes reading comics. His favourite comics are Batman and X-men. He also likes riding his bike.

Every afternoon, he meets his friends in the park and they ride their bikes. Tim likes collecting badges and postcards from all over the world. He's got 25 badges and 30 postcards.

1



Mary O'Reilly is 11 years old.

In her free time, she likes watching DVDs and doing jigsaw puzzles with her brother. Mary also likes collecting coins and stickers. She's got coins from five countries and lots of stickers.

2



Liam and Zara are 12 years old. They're brother and sister. In their free time, they like going out with their mother and father. They go to the cinema or visit their friends. They also like collecting children's magazines and stamps from different countries.

3



A



B



C

2 Read and tick (✓). Then say.

1 Tim likes



Tim likes reading comics.

2 Mary likes



3 Liam and Zara like



3 Read and match.

- | | |
|-----------|-----------------------|
| 1 collect | a badges and coins |
| 2 watch | b out |
| 3 do | c DVDs |
| 4 ride | d stamps and stickers |
| 5 go | e my bike |
| 6 collect | f jigsaw puzzles |

4 Look!



I like playing football.
Do you like playing football?
I don't like playing football.

5 Read and complete.

- 1 He likes reading Batman comics. (read)
- 2 Do you like _____ jigsaw puzzles? (do)
- 3 They don't like _____ shopping. (go)
- 4 She doesn't like _____ DVDs. (watch)
- 5 I like _____ magazines. (collect)
- 6 Does he like _____ his bike? (ride)
- 7 We like _____ football. (play)

6 Listen and tick (✓).

1 Jim likes



2 Helen likes



3 George and Liz like



7 Ask your partner and complete.

	YES	NO
go to the cinema		
play computer games		
dance		
swim		
watch DVDs		
do homework		
ride bike		





karate



diving



canoeing



wear



kick

1 Listen and read. 6

SPORTS

1 I do karate with my friends and we all love it! We must wear a white uniform but we mustn't wear shoes. We mustn't kick our opponent's head or face, very hard.

3 Diving is a great sport. I dive in a swimming pool. There are some things you must do. You must wear a swimming cap and you must have a shower before you dive. There are some things you mustn't do. You mustn't eat before you dive and you mustn't run around the pool.

2 My favourite sport is canoeing. But you must be careful in the canoe. You must wear a life jacket. You mustn't stand up because it's very dangerous!



life jacket



run around



have a shower

2 Read and write the rules for each sport.

1 KARATE

You must _____.

You mustn't _____.

You mustn't _____.

2 CANOEING

You must _____.

You must _____.

You mustn't _____.

3 DIVING

You must _____.

You must _____.

You mustn't _____.

You mustn't _____.

5 Ask and answer.

brush my teeth every day

play football

clean my bedroom

ride my bike

watch TV all the time

do my homework



What must / mustn't you do at home?

I must brush my teeth every day.



3 Look!

You **must** wear a life jacket.

You **mustn't** stand up!



4 Read and complete. What **must** or **mustn't** you do in class?


- 1** You _____ be quiet.
- 2** You _____ talk to your friends.
- 3** You _____ listen to your teacher.
- 4** You _____ eat or drink.
- 5** You _____ run around.

10a Faster

good → better
bad → worse



1 Look and listen.



2 Listen and repeat.

3 Look, read and match.

- 1 It's the girl's lamp.
- 2 He's faster than Mel.
- 3 He's better than the thief.
- 4 He's the genie of the lamp.








thief




genie

4 Read and complete.

1  Tom is a _____ student.

2  The tortoise is very _____
but the rabbit is very  _____.

3  This animal is very _____.



5 Look!



I'm faster than you!





fast → faster big → bigger ugly → uglier
BUT
good → better bad → worse

6 Look and complete.

1  John is fatter _____ than  Peter. (fat)

2  The tortoise is _____
 _____ the rabbit. (slow)

3  The iguana is _____
_____ the dog. (ugly) 

7 Listen and circle A or B.

1 Who's Ben?



2 Who's Prince?



3 Who's Booboo?



8 Name someone in your class, who is:

taller shorter fatter
thinner older





young



award



smelly



best



worst

1 Look and listen.

The SUPERHERO awards



3 Read and match.

- 1 Who's the strongest?
- 2 Who's the fastest?
- 3 Who's the tallest?
- 4 Who's the smelliest?

- Rafflesia
- Giantwoman
- Speedboy
- Supergirl

2 Listen and repeat.






It's a fact!

The rafflesia is the biggest and the smelliest flower in the world!



4 Look and complete.

youngest smelly best award worst

- 1  Kelly is the _____ singer in the class.
- 2  There is an _____ for the best student in the school.
- 3  Your boots are _____! Take them out!
- 4  My father is the _____ dancer in my family.
- 5  That's my brother. He's the _____ in my family.

5 Look!

young	→	the youngest
smelly	→	the smelliest
good	→	the best
bad	→	the worst

6 Look and complete.



- 1 Laura is the best singer. (good)
- 2 Frank is _____ boy. (thin)
- 3 Tom is _____ boy. (short)
- 4 Greta is the _____ singer. (bad)
- 5 Mimi is _____ girl. (fat)

7 Work in pairs and complete the chart. Then, say:

Who is...

the oldest	
the youngest	
the tallest	
the shortest	
the strongest	
the funniest	
the best student	

... in your class?

Stella is the tallest in our class.

Yes, she is.

8 Sing and match.



1

Who's the tallest in the world?
The tallest, the tallest.

The tallest



2

Who's the strongest in the world?
The strongest, the strongest.



3

Who's the fastest in the world?
The fastest, the fastest.



4

Who's the smelliest in the world?
The smelliest, the smelliest.

10c



cheetah



lion



high mountain



river

1 Read and tick (✓). Then listen and check your answers.

QUIZ

1 What's the fastest animal in the world?



A. The cheetah



B. The lion

2 Who's stronger?



A. Tom

B. John

3 What's the highest mountain in the world?



A. Mount Everest



B. K2

4 Who's worse at swimming?



A. Mary

B. Helen

5 What's the largest river in the world?



A. The Mississippi



B. The Nile

6 Who's a better musician?



A. Nick

B. Bill

7 What's the tallest animal in the world?



A. The gorilla



B. The giraffe

8 Who's faster?



A. Ben

B. Jack

9 What's the oldest pyramid?



A. The Djoser Step pyramid



B. The Great Pyramid



giraffe




gorilla



pyramid

2 Listen and number 1-3.



A

B

C

3 Look, tick (✓) and say.



Nick
12



Kerri
11




Mike
13

	Mike	Kerri	Nick
tallest			
shortest			
oldest			
youngest			

4 Look and write.

- 1 Mike / shorter / Kerri Mike is shorter than Kerri. 4 Nick / tallest Nick is the tallest.
- 2 Nick / younger / Mike _____ 5 Kerri / youngest _____
- 3 Kerri / taller / Mike _____ 6 Mike / oldest _____

1 Listen and repeat. 



shark




diver



pat



alarm clock

2 Listen and read. 

Oceanarium

Do you like fish?

Colourful fish... dangerous fish... Well, visit one of the best Oceanariums in the world in Manly, Australia. There are fish, tortoises, crocodiles, snakes, spiders and sharks there.

Sharks sleep with their eyes open. Divers feed the sharks by hand every morning. You can dive with them and feed the sharks. You can also pat a tortoise or take photos with a python or a crocodile.

The Oceanarium is great fun for all the family.



Tiger sharks eat anything. Sometimes people find bags, alarm clocks and other *sharks* in their stomachs!


3 Read and write T for True or F for False.

- 1 The Oceanarium is in Manly, Australia.
- 2 There are all kinds of animals in the Oceanarium.
- 3 Divers feed the sharks every morning.
- 4 You can dive and pat a shark with the divers.
- 5 Tiger sharks eat only small fish.



smart time 5

Science

1 Listen and repeat. 



tree house



climb



walk



forest




oxygen



fire



wood

2 Listen and read. 

LOVE Trees!



People love trees. Children climb them and make tree houses. People like walking in forests. The biggest forest in the world is the Amazon rainforest.


Trees give us oxygen and clean the air. People get fruit and wood from trees. But many fires every year destroy trees and people also cut them down. We can plant trees. Trees are our friends. We must save them!



3 Complete.


1. Children _____ trees and make tree _____.
2. The _____ forest in the world is the Amazon rainforest.
3. Trees give us _____ and clean the _____.
4. We get _____ and _____ from trees.
5. People can _____ trees to save them.

1 Look and write.


1  A silver _____.


2 An old _____ 

3 A high _____ 

4  An ugly _____.

2 Look and write.


1  A _____ cat.


2 A _____ boy. 


3  A _____ crocodile.


4 A _____ snake. 

3 Complete. me him her them

1 Sam is funny.
Look at _____! 

2 Listen to _____. You
must wear your life jacket. 

3 Look at the flowers.
Let's water _____. 

4 Helen is canoeing.
Look at _____. 

4 Read and complete. Use like / likes or don't like / doesn't like.

1 My cousin likes riding (ride) her new bike.

2 I _____ (collect) badges and my brother _____ (collect) magazines.

3 Jill and Tom _____ (not / do) jigsaw puzzles.

4 Fay _____ (not / collect) postcards.

5 My mother and father _____ (go) out with their friends.

5 Complete with the comparative or the superlative.

1 Josh is the _____ (bad) singer in class.

2 The River Nile is _____ (long) than the Mississippi River.

3 The rafflesia is the _____ (smelly) flower in the world.

4 Steve is a _____ (good) musician than Paul.

6 Look and match what they like.

Maria likes riding her bike. She doesn't like doing jigsaw puzzles.

Martha and Stuart like collecting coins and watching DVDs. They don't like collecting stamps.





paw



monster



vet

7 Look and listen. 6

The cub 2

Norman is sledding down the mountain, but he can't stop! Lisa is running and shouting at him.



Norman slides into a big cave. It's very dark. Everything is black and Norman can't see. Then, he sees two big eyes.



Norman runs out of the cave. He's scared.



Lisa doesn't see a monster. She sees a cub, but the cub is hurt. It can't walk.



8 Listen and repeat. 6



oasis



flash



noise

1 Look and listen.



3 Read and write T for True or F for False.

- 1 Fatima was at home.
- 2 There was a flash and a noise.
- 3 An ugly man was on a tree.

- 4 He was scary.
- 5 The lamp was in his bag.
- 6 The girl has got her lamp back.

4 Look, complete and match.

1 ___ l ___ h

2 ___ is ___

3 o ___ s



5 Look!

Was Steve at the cinema **yesterday**?
No, he **wasn't**. He **was** at the park.



Were you in London **last week**?
No, we **weren't**. We **were** in Paris.

I was	Was I?	Yes , I was.	I wasn't
You were	Were you?	No , I wasn't.	You weren't
He was	Was he?	Yes , he/she/it was.	He wasn't
She was	Was she?	No , he/she/it wasn't.	She wasn't
It was	Was it?		It wasn't
We were	Were we?	Yes , we/you/they were.	We weren't
You were	Were you?	No , we/you/they weren't.	You weren't
They were	Were they?		They weren't

6 Read and complete.

was were wasn't weren't

- Boy** Where _____ you yesterday evening?
Girl I _____ at home. I _____ at a party with my brother. The party was great.
- Woman** What _____ in the forest?
Man There _____ a monster!
Woman _____ it scary?
Man No, it _____. It _____ funny.
- Boy** _____ John and his sister at school yesterday?
Girl No, they _____. They _____ at home.

7 Listen and match.



8 Play a game.

There was a monster in the oasis.

Yes, it was.

Was the monster hungry?





fox



jump



well



laugh



out of



into


1 Listen and read. 6

THE FOX AND THE GOAT

Once upon a time, there was a fox in a forest. The fox was very thirsty, so she jumped into a well.



Later, a goat appeared at the well. The fox was very happy. She wanted the goat to jump into the well.



The goat jumped into the well. The water was nice and cool but...



The fox climbed onto the goat and jumped out of the well. She laughed and walked away. The goat was very sad.



2 Put the sentences in order. Write 1-6 in the boxes.

A The fox walked away.

B The fox climbed onto the goat.

C The fox jumped into the well.

D The fox jumped out of the well.

E The goat jumped into the well.

F The goat appeared at the well.

3 Look and complete.

- 1 The  _____ climbed onto the goat.
- 2 The  _____ jumped into the .
- 3 The fox jumped  _____ the well.
- 4 The fox jumped  _____ the well.
- 5 My sister  _____ a tree.
- 6 Tom  _____ at the monkeys at the zoo.

4 Look!

Past Simple

I walked
 You walked
 He walked
 She walked
 It walked
 We walked
 You walked
 They walked

Lucy walked to school
**yesterday / last week /
 last weekend /
 last Saturday.**



5 Read and write. Use the Past Simple.

- 1 Penny _____ (talk) to her friend Jill yesterday.
- 2 The children _____ (laugh) at Jill's hat at the party. It was funny.
- 3 Jim _____ (walk) to school last Monday.
- 4 We _____ (climb) that mountain last weekend.
- 5 My father _____ (wash) his car last Sunday.

6 Say what you did last weekend.

listen watch play clean climb
 talk walk wash visit





tepee



buffalo



hunt



paint

cook over
a fire

1 Listen and read. 16

In the History Museum.



1 The American Indians lived in tepees. Tepees are tents.

2 Did they eat fish?

4 Sometimes they painted their tepees, faces and horses.

3 Yes, they did. They fished in rivers and hunted buffalo. They cooked their food over a fire.

THE AMERICAN INDIANS OF THE PLAINS

2 Read and write A-D.

- 1 The American Indians lived
- 2 They hunted
- 3 They fished
- 4 They painted

- A buffalo for food.
- B their tepees, faces and horses.
- C in tepees.
- D in rivers.



3 Sing and complete. 16

Running Bear

I _____ (1) in a tepee with my family.

I _____ (2) in the river With my grandfather every day.

It was always very hot, There was no rain!

I _____ (3) buffalo with my father

And _____ (4) Tanto, my horse, With my brother.

4 Read and complete.

buffalo tepees hunted
painted cooked

- Running Bear's grandmother _____ over a fire.
- Running Bear _____ his horse, Tanto.
- The American Indians _____ animals in the forest.
- The American Indians lived in _____.
- The American Indians hunted _____.

5 Look!

Did I hunt?	Yes, I did.	I didn't hunt.
Did you hunt?	No, I didn't.	You didn't hunt.
Did he hunt?	Yes, he/she/it did.	He didn't hunt.
Did she hunt?	No, he/she/it didn't.	She didn't hunt.
Did it hunt?		It didn't hunt.
Did we hunt?	Yes, we/you/they did.	We didn't hunt.
Did you hunt?	No, we/you/they didn't.	You didn't hunt.
Did they hunt?		They didn't hunt.

6 Read and complete.

- _____ she _____ (cook) over a fire? Yes, she _____.
- They _____ (not/hunt) animals in the forest.
- _____ you _____ (paint) your new house? No, I _____.
- He _____ (not/wash) his car last weekend.

7 Listen and number 1-4.



A

B



C

D

8 Look and say.

live cook wash
play fish hunt



They lived in tepees.

hear - heard
come - came

go - went
see - saw

have - had
make - made

1 Look and listen.



3 Put the sentences in order. Write 1-4.

- A The genie helps the children.
- B The children are back home.
- C The children and their friends say goodbye.
- D The children can't find the magic slide.

2 Listen and repeat.



4 Match.

hear	went
come	made
go	saw
see	came
have	heard
make	had

5 Look!

Did they go to the zoo yesterday?
No, they **didn't go** to the zoo.
They **went** to the park.

6 Look and complete with the verbs in the Past Simple.



1 Frank _____ (hear)
a noise behind the trees.



2 Carrie _____ (go) to
the supermarket last weekend.



3 My friend Lucy _____
(come) to my house yesterday.



4 The children _____
(have) fun at the park.



5 Mary _____ (see) two
elephants at the zoo yesterday.



6 Billy _____ (make)
a new friend at school last week.

7 Listen and number 1-4.



8 Play a game.

Did you go
to school
yesterday?

Yes, I did. I went to
school yesterday.





hole



cake



drink tea



song



key



fall

1 Listen and match.



Alice ~ in ~ Wonderland



A



B



C



D



E



F



G

Alice and her friends,
Are together in Wonderland.

She doesn't see the hole,
Oh, no! She's going to fall.

She's going to eat some cake,
She's going to be taller.

She's going to drink some tea,
She's going to be smaller.

He's going to play the guitar,
He's going to be a star.




She's going to sing a song,
It's not going to be long.




She's going to climb a bit more,
She's going to get the key to the door.

2 Sing.



3 Read and complete.

- 1 He's going to play the  _____.
- 2 She's going to eat some  _____.
- 3 She's going to get the  _____.

- 4 She's going to drink some  _____.
- 5 She's going to sing a  _____.
- 6 She's going to fall in a  _____.

4 Look!

Going to

I'm going to play.
 You're going to play.
 He's going to play.
 She's going to play.
 It's going to play.
 We're going to play.
 You're going to play.
 They're going to play.

I'm going to play the guitar.



6 Play a game.

1 

2 

3 

4 

5 Look and complete. Use going to and the verbs in the box.

sing
 open
 drink
 eat
 play



- 1 Helen _____ some orange juice.
- 2 Ben _____ a song.
- 3 Tim and Mary _____ the piano.
- 4 John _____ some cake.
- 5 Luke _____ the window.

He's going to feed the dog. He's going to...

Is it number... ?





sand



pebbles



surfing




camping



tent



sleeping bag

1 Listen and read. 

Holidays

1

I'm going to swim and play with the sand. I'm going to collect pebbles and paint them. I'm not going to go surfing. I don't like it. Are you going to go to the beach, too, John?



2

No, I'm not, Fay. My family and I are going to go camping in the mountains. At the weekend, we're going to buy a tent, sleeping bags and torches. Marie, are you going to go to the beach or to the mountains for the summer holidays?



3

I'm not going to go to the beach. I'm going to visit my cousins in Australia! It's winter there now. We're going to go skiing and make snowmen. We're going to take lots of pictures in the snow!





torch



skiing



take pictures

2 Read activity 1 and match.

Fay

go skiing.

go camping in the mountains.

John

is going to

make snowmen.

collect pebbles.

Marie

take pictures.

buy a tent.

play with the sand.

3 Look!

Am I going to play?

I'm not going to play.

Are you going to play?

You aren't going to play.

Is he going to play?

He isn't going to play.

Is she going to play?

She isn't going to play.

Is it going to play?

It isn't going to play.

Are we going to play?

We aren't going to play.

Are you going to play?

You aren't going to play.

Are they going to play?

They aren't going to play.

Yes, I am.

No, I'm not.

Yes, he/she/it is.

No, he/she/it isn't.

Yes, we/you/they are.

No, we/you/they aren't.

4 Look and complete. Use *going to*.

1 _____ you _____ camping in the mountains? (go)

2 She _____ her car. (not / wash)

3 _____ they _____ a tent? (buy)

4 He _____ pictures. (not / take)

5 _____ she _____ surfing? (go)

6 I _____ with the sand. (not / play)

5 Ask and answer. Use *going to*.

Where are you going to go on holidays?

I'm going to go to the ...

What are you going to do there?

I'm going to ...

Where are you going to stay?

I'm going to stay ...

What are you going to take with you?

I'm going to take ...



1 Listen and repeat.



cowboy



café



car park



post office

2 Listen and read.

Disneyland Paris

19 miles east of Paris is a magical world...

Disneyland Paris is a theme park for everyone. There are hundreds of things to do there. Visit Fantasyworld and see the world of Sleeping Beauty or become a cowboy in Frontierland. Travel into the future in Discoveryland or become a pirate in Adventureland.

In Disneyland, there are lots of cinemas, souvenir shops, restaurants and cafés. Next to the theme park there are lots of hotels with swimming pools, car parks and a post office! Disneyland Paris is a wonderful place!!!




3 Answer the questions.

- 1 What is Disneyland?
- 2 What can you do in Fantasyworld?
- 3 What can you do in Frontierland?
- 4 What can you do in Discoveryland?
- 5 What can you do in Adventureland?
- 6 What have the hotels got in Disneyland?

smart time 6



1 Listen and repeat. 



treasure




mummy



god



goddess

2 Listen and read. 



EGYPTIANS



Ancient Egypt was a fantastic place. Everyone knows about the famous pyramids, mummies and great treasures. Ancient Egyptians were very smart. They made paper thousands of years ago! The Egyptians wrote in hieroglyphics. They are drawings of words. They also had many gods. Below are some of these gods and goddesses.



3 Match the small pictures to the correct gods and goddesses to find out what each one was the god or goddess of.



writing



dancing



love



mothers



kings



Bastet

goddess of



Thoth

god of
writing and
counting



Amun-Ra

god of



Hathor

goddess of



Taweret

goddess of



music



counting



babies



women

1 Read and circle.



- 1 There **was** / **were** a fox in the forest!
- 2 **Were** / **Was** you at the park last night?
No, we **wasn't** / **weren't**. We **was** / **were** at the cinema.
- 3 Michael **wasn't** / **weren't** at school on Friday. He **was** / **were** in hospital.
- 4 Where **was** / **were** the children? They **wasn't** / **weren't** at the beach!


2 Complete with the Past Simple of the verbs in brackets.


- 1 Once upon a time, there _____ (be) a big, ugly monster in an oasis.
- 2 Every day, it _____ (have) tea and cake for breakfast.
- 3 One day, the monster _____ (hear) a beautiful song and it _____ (walk) out of its house.
- 4 The monster _____ (see) a girl under a tree.
- 5 The girl _____ (talk) and _____ (play) with the monster.
- 6 From that day, they _____ (be) best friends and they _____ (have) tea and cake for breakfast together!



3 Look and write questions and answers in the Past Simple.

- 1  fox / jump into / river
Did the fox jump into the river?
No, it didn't.
It jumped into the well.
- 2  your brother / go / skiing

No, _____.
- 3  the genie / come / out of / hole

No, _____.
- 4  you / see / camel

No, _____.

4 Write two things you are going to do tomorrow and two things you aren't going to do.

- 1 I'm going to _____
- 2 _____
- 3 I'm not going to _____
- 4 _____



bush



home



hide

take → took

5 Look and listen.

The cub 3



6 Listen and repeat.

Start!

1

Where's the bank?



2

How much is the skirt?



8

What present do you want for your birthday?



7

Are there any peaches in the basket?



9

Who's taller?



10

Was Jim at the cinema yesterday?



16

Say.
The fox jumped _____ the well.



15

Go to 18.



17

Did you listen to music last weekend?

18

Say.



game 2

3

Go to 6.



4

Say.



6

Say. My father
is the _____
dancer in
my family.



5

Are you going
to go skiing in
the winter?

11

What's your
favourite
food?

12

Say.
Tony is the _____
student.



14

Did American
Indians live in
tepees?



13

Who's
slower?



19

What's the
tallest animal
in the world?

20

Where are you
going to go
on holidays?

Finish!

The Fairy Tale Birthday

CHARACTERS

FATHER

MARY

MOTHER

JOHN

BETTY

LINDA

TOM

SALLY

PETE

LITTLE RED RIDING HOOD

CINDERELLA

ALADDIN

PRINCE CHARMING

SLEEPING BEAUTY

THREE BLIND MICE

SCENE 1

FATHER Mary, where are you?

MARY I'm in my room.

MOTHER What are you doing?

MARY I'm cleaning... OK, finished! What can I do now?

MOTHER You can help us with the food. Here, take these sandwiches to the table.

FATHER Hurry up, everyone, it's a quarter to five and the party is at five o'clock.

MOTHER Mary, where's your brother?

MARY He's in his room. He's getting dressed.

FATHER Oh, there he is. Come here, John. Help me with these balloons.

JOHN I'm hungry. Are we going to eat now?

MOTHER You must wait. Oh, look! The children are here.

BETTY Happy Birthday, Mary. Here's your present. I hope you like it.

MARY Oh, it's a fairy tale book! I love fairy tales! Thank you, Betty!

JOHN I'm hungry, I want to eat. Are we going to eat now? Where's the cake?

EVERYONE Yes, yes! Bring the cake!

LINDA Oh, it's pink!

TOM ...with silver candles!

MOTHER And it's got strawberries and peaches in it.

SALLY Yum, yum!

PETE I love strawberries.

JOHN And I love cake! Let's eat!

MOTHER No, John, not yet. Come on, children. Let's all stand up and sing the birthday song for Mary.

EVERYONE Happy Birthday to you, Happy Birthday to you, Happy Birthday dear Mary, Happy Birthday to you!

FATHER Make a wish, Mary!

MARY OK, this is my wish. *All my favourite fairy tale characters, please come and wish me Happy Birthday.*

SCENE 2

LITTLE RED RIDING HOOD Hello, Mary! I'm Little Red Riding Hood and I'm going to my grandmother's house in the forest. HAPPY BIRTHDAY to you!

MARY Oh, thank you!

ALADDIN I'm Aladdin. I'm here to wish you Happy Birthday! And here's my present to you. It's a necklace from my cave!

MARY Thank you, Aladdin! It's very beautiful.

CINDERELLA Hello, Mary. I'm Cinderella.

PRINCE CHARMING And I'm Prince Charming.

PRINCE CHARMING AND CINDERELLA We wish you Happy Birthday!

SLEEPING BEAUTY And... (yawn) Happy Birthday from me, too! (yawn)

MARY Thank you Sleeping Beauty, thank you all!

SLEEPING BEAUTY Mmm...

THREE BLIND MICE Squeak, squeak! Where is Mary? Where is she?

BLIND MOUSE Here she is! Come on mice, come here!

THREE BLIND MICE Happy Birthday, Mary! Come on, everyone, let's sing.

All fairy tale characters Happy Birthday to you, Happy Birthday to you, Happy Birthday dear Mary, Happy Birthday to you!

SCENE 3

MOTHER Did you make a nice wish, Mary?

MARY Oh, yes, mother! It was the best wish ever! And it was SO REAL!

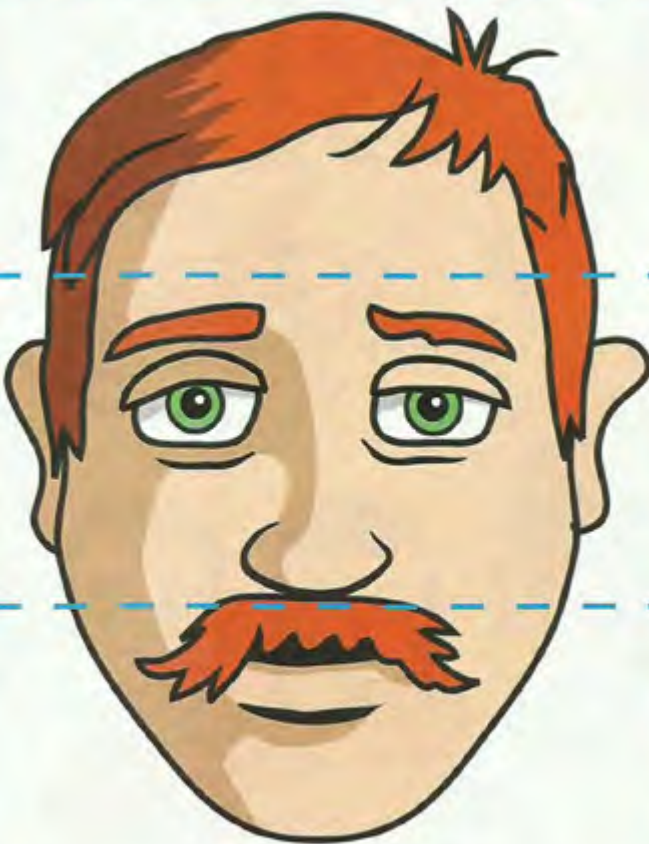


JOHN Hey, I'm hungry! Are we going to eat now?

FATHER Ha, ha! John is right. Time for birthday cake, kids!

EVERYONE HOORAY!










Smart menu



Smart junior 4
Student's Book

H.Q. Mitchell

Published by: **MM Publications**
www.mmpublications.com
info@mmpublications.com

Offices

UK Cyprus France Greece Poland Turkey USA
Associated companies and representatives throughout the world.


Copyright © 2009 MM Publications

All rights reserved. No part of this publication may be reproduced, stored in a retrieval system or transmitted in any form or by any means, electronic, mechanical, photocopying, recording or otherwise, without permission in writing from the publishers.

Produced in the EU

smart junior 4


is an innovative primary English course.




Student's Book



Workbook with free CD/CD-ROM



Smart Grammar



Teacher's Resource Book including Tests & Portfolio



Test CD-ROM



Flashcards



Class CDs



Interactive Whiteboard Material



DVD

Recommended readers for Smart junior 4



ISBN: 978-960-443-830-3



9 789604 438303

