

Picture Grammar ★ for Children ★

Topic-based Grammar Practice

David Vale

حامد اسکندری
MACMILLAN
HAMED ESKANDARI.IR

Picture Grammar for Children



Picture Grammar for Children is a lively and colourful grammar practice series for young learners. It's fun to use and easy to teach and is compatible with any course. Grammar is presented in an original and appealing way through vocabulary-rich topic-based spreads which are followed by a range of grammar practice activities.

Key features

- Vocabulary and grammar are introduced side by side in meaningful contexts
- Highly illustrated topic-based units are carefully selected to reflect students' interests
- There is a balance between controlled exercises and those which allow students to use language creatively
- Review units give opportunity for consolidation and further practice
- Students can work through the units systematically or in any chosen order


MACMILLAN
HEINEMANN
English Language Teaching

ISBN 0-435-29734-1



9 780435 297343

Picture Grammar for Children I

Contents

Title	Grammar	Page
Alphabet fun!	Alphabet skills	2
At school	I, you ... My, your ...	8
Birthday party	Present simple to be	14
Review 1		20
Continents and animals	This, That/These, Those	22
Dressing up	Possessives	28
Explore your town	There is/There are	34
Review 2		40
Family and home	Prepositions	42
Get up and go!	Imperatives	48
Have a sale!	have got/has got	54
Review 3		60
Grammar summary		62
Words and phrases		64

Aphabet fun!

Words you need

- 1 Point to a letter and say it. Find the matching word.
- 2 Underline and say five words you know.



apple



bicycle



computer



doll



egg




fork



hat



ice cream



jigsaw




kite



lamp



mirror



pencil



queen



robot





spoon



table



umbrella



Extra words you know

book

This is j.

j is for ... jigsaw.

The Alphabet



glove



newspaper



orange



violin



window






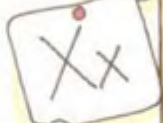

xylophone



yo-yo



zebra



Word check



1 Match and write.

H t hat
S h yo-yo
T k glove
Y j kite
J s table
G y jigsaw
K g spoon

H is for hat.

S _____
T _____
Y _____
J _____
G _____
K _____

2 Circle the nouns. List in A-B-C order.

a bicycle a pencil an orange a violin a newspaper an umbrella and a table
a pple
b _____ p _____
c _____ t _____
n _____ u _____
o _____ v _____

3 Complete. Add a noun to each list.

I wear it.

I play with it.

I eat it.

___ t

___ o t

___ ge

4 Spell a word on a friend's back.
Use your finger.






Show what you know



1 Complete.

- How many letters are there in the English alphabet? _____
- How many letters are there in your alphabet? _____
- What's your first name? _____
Circle the capital letter.
How many small letters are there? _____
- Write your family name IN CAPITALS. _____
Spell it to a friend.

2 Add the missing vowels (a, e, i, o, u).

- __ p p l __  3. __ g g  5. __ c __ c r __ m 
- __ r __ n g __  4. __ m b r __ l l __ 

3 Sort the vowels and consonants.

	Vowels	Consonants
computer	o _ _	c m _ _ _
umbrella	_ _ _	_ _ _ _ _
xylophone	_ _ _	_ _ _ _ _
jigsaw	_ _ _	_ _ _ _ _

4 Look and complete.



1. It's an apple.



3. It's _____



5. It's _____



2. It's a knife.



4. It's _____



6. It's _____

Practice




1 Make the shape of these letters with your hands or body.

E n g l i s h



2 Complete. Say the message.



3 Join the consonants in alphabetical order. Now colour the picture.



What is it?

It's an _____



Practice


4 Add the missing vowels.

Imp l a m p

1. cmptr _____
2. mrrr _____
3. qn _____
4. wndw _____



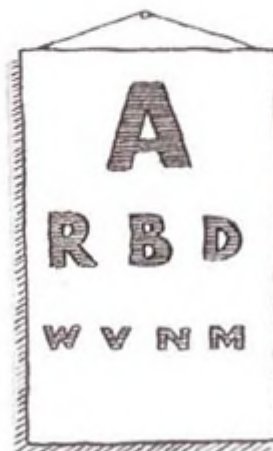
5 Add **a** or **an**. Draw quick pictures.



Draw an apple on the table.

1. Draw _____ egg on the table.
2. Draw _____ glove on the table.
3. Draw _____ hat on the table.
4. Draw _____ orange on the table.
5. Draw _____ ice cream on the table.
6. Draw _____ yo-yo on the table.

Extra Make an eye chart with alphabet letters.
Test a friend.





Now you know



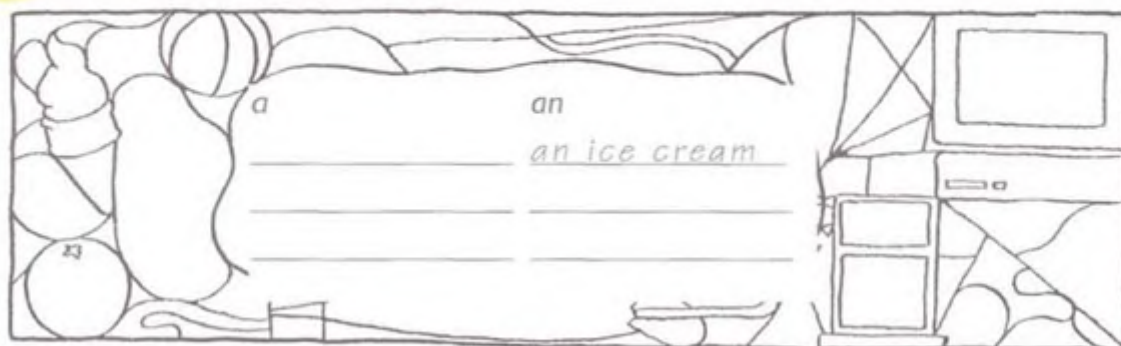
- 1 Find and circle. Make your own. USE CAPITAL LETTERS.



c	p	e	n	c	i	l	b
b	e	l	l	i	m	d	i
i	n	m	i	r	r	o	r
c	s	o	p	e	r	l	y
y	e	m	l	u	r	l	k
c	q	u	e	e	n	t	i
l	a	m	p	t	y	e	t
e	w	i	n	d	o	w	e



- 2 Find and sort.



- 3 Put a mirror on the line and read.

an apple a doll an egg a rat an orange a mirror

Think with your teacher

- 1 Find and say the blue letters. What are they?

Aa Bb Cc Dd Ee Ff Gg Hh Ii Jj
Kk Ll Mm Nn Oo Pp Qq Rr Ss
Tt Uu Vv Ww Xx Yy Zz


- 2 When do you use *a*? When do you use *an*?



at school

Words you need

- 1 Underline three words you know. Learn three new words.
- 2 Point to ten things in your classroom. Say what they are.



Word check

1 Read and colour.

The floor is brown, the door is red,
The table is orange and so is our pet.
The ceiling is yellow, the walls are, too.
Two bags are pink, three bags are blue.
Look at the boy on the green chair,
His pencil is black and so is his hair.

2 Complete.

Singular Plural

1 pen 2 p e n s

1 pencil 4 penc _ _ _

1 crayon 5 c _ _ _ _ _

1 ruler 3 r _ _ _ _ _





Our class

Boys	Girls
Jack	Linda
Michael	Jenny

Our pets
Ted

Our teacher
Miss Smith



3 Find and circle.

b	b	b	l	a	c	k
r	g	r	e	y	o	y
o	a	p	s	r	f	e
w	h	i	t	e	e	l
b	l	n	a	d	d	l
l	e	k	a	b	l	o
u	b	r	o	w	n	w
e	g	e	e	n	y	

Extra words you know

shelf



Show what you know


1 Find and circle *My, Your, His, Her, Our, Their*.



2 Match.

I am Linda.
You are Jack.
He is Michael.
We are Linda and Jack.
They are Michael and Sue.

His name is Michael.
Their names are Michael and Sue.
Our names are Linda and Jack.
My name is Linda.
Your name is Jack.



3 Complete with *I, You, He, She, We, They*.



1. I am Linda. My hair is brown.
2. are Jack. Your hair is black.
3. is Michael. His eyes are brown.
4. is Sue. Her eyes are blue.
5. are Linda and Jack.
Our names are Linda and Jack.
6. are Michael and Sue.
Their names are Michael and Sue.

Practice



1 Who are they? Complete and answer.

1 What's her name?

_____ name is Linda.

2 What's his name?


_____ name is _____.

3 What's her name?

_____ name is _____.

3 4 What are their names?

_____ names are _____ and Jack.



2 Complete the chart for you and your friends.

Things in my
class

Names	Blue things	Sentences
(me) <u>Jack</u>	<u>pen</u>	<u>My pen is blue.</u>
1. (me) _____		My _____.
2. (girl) _____		Her _____.
3. (boy) _____		His _____.
4. (boy) _____ and (girl) _____		Their _____.

Practice

3 Use the colour key. Colour and complete.

KEY

b = blue

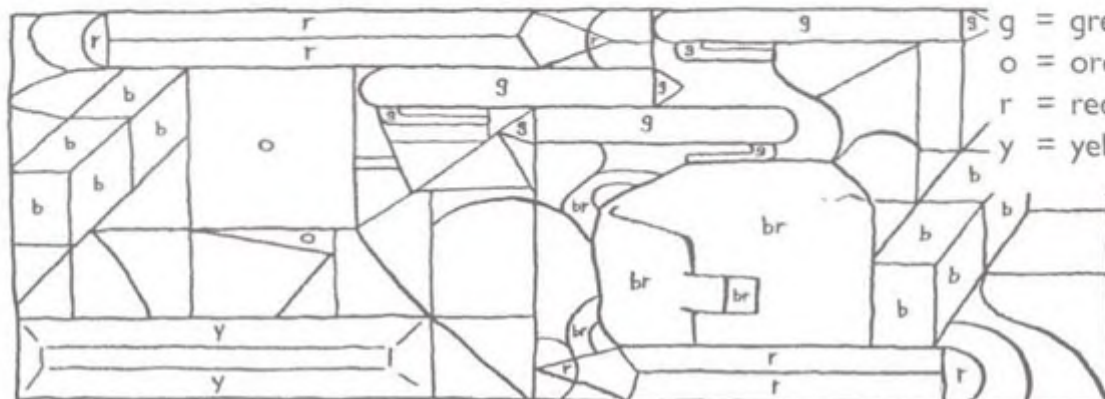
br = brown

g = green

o = orange

r = red

y = yellow



1. The pencils are red.
2. The pens _____.
3. The rubbers _____.
4. The book _____.
5. The ruler _____.
6. The bag _____.

4 Complete to make your own class quiz. Test a friend.

His hair is black. His eyes are brown. Who is he?

Answer: He is Jack.

1. Her hair is _____. Her eyes are _____. Who is _____?
Answer: _____ is _____.
2. His hair _____. _____ eyes are _____. Who is _____?
Answer: _____ is _____.
3. Their hair is _____. _____ eyes _____. Who are _____?
Answer: _____ are _____ and _____.

Extra Play a guessing game. Make questions about your classroom.



It's red. It's on the table. It begins with 'b'. What is it?



Now you know

1 Ask and answer about your class. Complete the chart.



Tell me about Linda.
What colour are her eyes?

What colour is her hair?

Her eyes are green.



Names from your class	Eyes					Hair		
	brown	grey	green	blue	black	brown	blonde	red
Linda			✓					

2 Use the chart above. Complete sentences.

She is Linda.

Her eyes are green.

Her hair is brown.

1. I am _____. My eyes are _____. _____ hair is _____.

2. You are _____. _____ eyes are _____. _____ hair is _____.

3. _____ is _____. _____ eyes are _____. Her hair is _____.

4. _____ is _____. His eyes are _____. _____ hair is _____.

5. We are _____ and _____. Our eyes are _____.
(your name) (your friend) _____ hair is _____.

6. They are _____ and _____. _____ eyes are _____.
(boy) (girl) Their hair is _____.

Think with your teacher

Underline the nouns. Some of the nouns end in 's'. Why?

1. The table is red.

3. The chairs are red.

5. My hair is brown.

2. My eyes are green.

4. His pencil is yellow.

6. Her pencils are orange.

Birthday party

Words you need

- 1 Label Linda's presents.
- 2 Point to the balloons. Say what the children are.

Jane
firefighter
I am 5

Carlos
astronaut
I am 6

Michael
cowboy
I am 10

Linda
clown
I am 8

Sue
rock star
I am 9

Jack
rock star
I am 9

Happy birthday Linda!

Extra words you know
video

computer game

zero

one

two

three

four

five

six

seven

eight

nine

ten

eleven

twelve

Word check

1 Complete.

Name	Age	What are they?
Luke	7	<u>football player</u>
1. Barbara	—	— cer
2. Jane	—	— — — — — figh — — —
3. Sue and Jack	—	— — — — — st — —
4. Carlos	—	— — — — — — — — — — — aut
5. Michael	—	— — — — — — — — — — — oy
6. Linda	—	— — — — — — — — — — — wn

Barbara
dancer
I am 7

Luke
football
player
I am 7

2 Match.

1 5 × + - 8
five plus one minus eight times

3 Complete and write. Make sums for a friend.

5 + 5 = 10 Five plus five equals ten.

- 6 + 1 = — — — — — — plus — — — — — equals — — — — — .
- 5 - 2 = — Five — — — — — two — — — — — .
- 3 × 3 = — — — — — — .
- 7 + 4 = 11 — — — — — .
- 10 - 10 = — — — — — — .

4 Sort the presents.

For my birthday
I want I don't want



Show what you know

1 Match.

	Verb to be	Short forms
I	is	I'm
you	are	you're
he	are	he's
she	are	she's
it	is	it's
we	is	we're
they	am	they're

2 Circle the apostrophe. Write the missing letter.

- I'm not = I am not
- You're = You _re
 - She's = She _s
 - He isn't = He is n_t
 - We're = We _re
 - They aren't = They are n_t



3 Look at page 14 and answer.

Is Carlos an astronaut?

Yes, he is.

- What is Jack?
- How old is Luke?
- Who is the cowboy?
- Is Sue eight?
- How old are Jack and Sue?
- Is Barbara a dancer?

He's _____.

He's _____.

Michael _____.

No, she _____. She's _____.

They _____.

Yes, _____.

Practice

1 Complete. Use *am*, *is*, *are*.



My name is Linda.

1. Today _____ my birthday.
2. I _____ eight years old.
3. I _____ a clown.
4. My best friends _____ Jack and Sue.
5. They _____ rock stars.

2 Draw and complete for you and two friends.

1. My name _____.
2. I _____ years old.
3. My best friends _____
and _____.
4. They are _____
years old.



3 Complete. What are these birthday presents?

Question
What is it?



Answer

It's a computer.

What are they?



They're videos.

1. What is it?



It's a _____.

2. What is it?



_____ a _____.

3. What are they?



They're _____s.

4. What are they?





_____s.

Practice

4 Play this game.



5 Draw and write about your friend.

<p>My friend</p>  <p>His/Her name _____</p> <p>He/She _____ years old.</p>	<p>His/Her favourite colour is _____</p>  <p>His/Her favourite toys are a/an _____ and a/an _____</p>
---	--

6 You are a reporter. Complete and ask a friend.

Your questions	Your friend's answers
1. Wh_____ is your name?	My name _____.
2. H_____ old _____ you?	I'_____ years old.
3. What'_____ the name of your school?	Its name _____.
4. Who _____ your friends?	They _____ and _____.

Extra Do an age survey in your class for brothers and sisters.

Now you know

- 1 Write a similar chant for your age. Read it to a friend.



How old are you?

3×3 is 9.

8 is $6 + 2$.

I am 12 - 4 years old.

Tell me: How old are you?



- 2 Draw and write about your favourite star.



His name is Jordan Jones.

He's a basketball player.

He's 32 years old.

He's fantastic!



_____ name is _____.

_____ ' _____.

_____ ' _____ years old.

_____ ' _____ fantastic!

- 3 Play 'Who am I?' Mime your favourite star.

Think with your teacher

- 1 Look at page 14 and complete.

Carlos _____ 6 years old.

Sue and Jack _____ 9 years old.

Barbara _____ 7 years old.

Jane _____ 5 years old.

Linda _____ n't 6 years old. She's _____.

Is Sue 3 years old?

No, she _____ n't. She's _____.

Are Sue and Luke 5 years old?

No, they _____ ' _____. Sue _____ 9, Luke _____ 7.

- 2 Tell your teacher how to say your age in your language.

Review 1

A The alphabet

I am six years old. My name is Carlos. My eyes are brown.

- 1 Circle the words. (1 point)
- 2 Say the three sentences. (3 points)
- 3 Sort the letters. (3 points)

vowels

a, i, _____

consonants

m, s, _____

CAPITAL LETTERS

I, _____



B a/an

- 1 Complete with a or an. (3 points)

1. Draw ____ orange
table.

2. Draw ____ red apple.

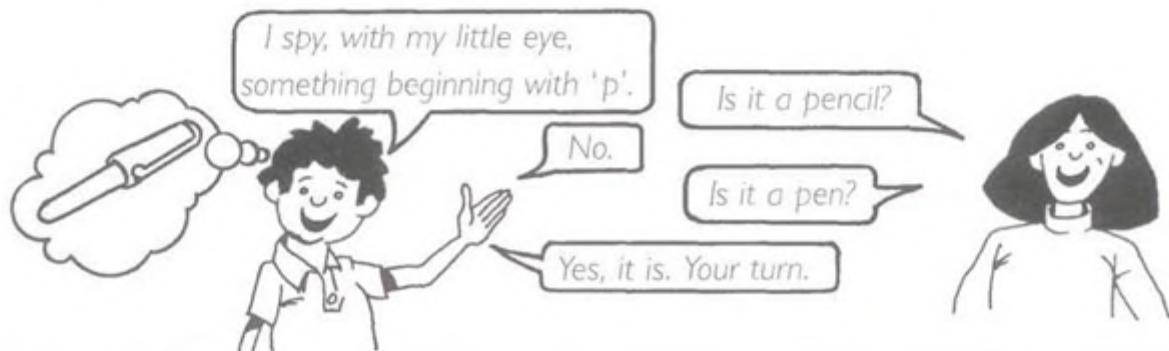
3. Draw ____ yellow hat.



- 2 Draw and colour the pictures. (3 points)

C Vocabulary

Play 'I Spy'. (5 points)



D Pronouns and possessives

Complete. (10 points)

A boy in my class

A girl in my class

Two friends

His name is _____, _____ name is _____, _____ names are
 _____ and _____.
 _____ is _____ years old. _____ is _____ years old. _____ are _____ and _____ years old.
 _____ eyes are _____, _____ eyes are _____, _____ eyes are _____
 and _____.

E Verb to be

1 You are a reporter.



Complete and ask a friend about his/her favourite teacher. (10 points)

Your questions

Your friend's answers.

- Who _____ your favourite teacher? _____ name _____.
- Where' _____ from? _____' _____ from _____.
- What's _____ favourite colour? _____.
- What colour _____ hair? It' _____.
- What colour _____ eyes? They' _____.

2 **Complete with am not, isn't or aren't. Answer. (12 points)**

- It isn't a clown. It isn't a robot. What is it?
 It's a _____.



- They _____ cowboys.
 They _____ clowns.
 What are they?
 They're _____.



- I _____ 7. I _____ 9.
 How old am I?
 You're _____.



- This _____ an apple.
 This _____ an orange.
 What is it?
 It's an _____.



40-50
very good



25-39
OK



0-24
have another try




Score /50



ontinents and animals

Words you need

- 1 Underline the words you know. Learn the new words.
- 2 Find one animal for each continent.



Word check

1 Complete.

One lion.

Two lions.

1. One _____ Two seals.
2. One _____ Three snakes.
3. One _____ Four rhinoceroses.
4. One _____ Five ostriches.
5. One _____ Six foxes.
6. One _____ Seven wolves.
7. One _____ Eight butterflies.
8. One mou_____ Nine mice.

2 Correct these words.

Aafcir A f r i c a


1. tarconticA _____
2. meriAca _____
3. opeurE _____
4. aiAs _____
5. trailAusa _____

3 Match.

big strong fast short
weak long slow small

Extra words you know

camel



Show what you know



1 Add **This** or **These**.



1. _____ are foxes.



2. _____ is an ostrich.



3. _____ are mice.

2 Add **This** or **That**.



1. _____ is an elephant.



2. _____ is a mouse.



3. _____ is an antelope.

3 Add **These** or **Those**.



1. _____ are crocodiles.



2. _____ are lions.



3. _____ are tortoises.

Practice



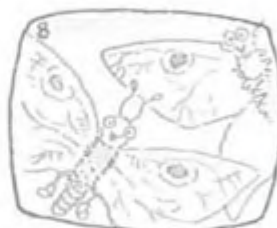
1 Add This, That, These, or Those.



1. _____ is a jaguar.



2. _____ is an elephant.



3. _____ are crocodiles.

4. _____ are antelopes.


5. _____ is a fox.




6. _____ are mice.

7. _____ is a rhinoceros.

8. _____ are butterflies.



2 Read and colour the snakes.



Practice

3 Complete using **this** or **these**.

What's the name of this animal?



snake

1. What's the name of _____ animal?



2. What are the names of _____ animals?



3. What are the names of _____ animals?



4. What's the name of _____ animal?



4 Use the key. Complete using **that** or **those**.

Where's that tiger from? It's from Asia.

Where are those lions from? They're from Africa.

1. Where's _____ gorilla from? It's from _____.

2. Where _____ kangaroos from? They're from _____.

3. Where's _____ wolf from? It's from _____.

4. Where's _____ mouse from? It's from _____.

5. Where _____ seals from? They're from _____.

6. Where's _____ elephant from? It's from _____.

Key AF = Africa AN = Antarctica EU = Europe

AS = Asia AU = Australia NA = North America



Now you know



- 1 Colour the picture. Write where the animals are from.

That elephant is from A f r i c a.

- That tiger is from _____.
- Tho_____ wol_____ from Eur_____.
- _____se rhinoceroses _____ from _____ a.
- Th_____ gorilla _____ from Africa.



- 2 Complete the spellings.

One clever crocodile. Two clever crocodil e s.


One big butterfly. Three big butterfly i e s.

- One tall tiger. Two tall tiger_____.
- One small snake. Three sm_____ sn_____.
- One red rhinoceros. Four re_____ r_____.
- One orange ostrich. Five o_____ o_____.
- One fast fox. Six f_____ f_____.
- One white wolf. Seven w_____ w_____.

Think with your teacher a.

- 1 Match and explain.

- This is a tiger.
- That is a tiger.
- These are tigers.
- Those are tigers.



- 2 What animals have the same names in your language?

Extra Make an animal alphabet.

A is for antelope.

B is for ...



Dressing up

Words you need

Look at the key and complete the labels.



Peter

boots

Word check

1 Write in A-B-C order.

skirt

socks

shorts

shirt

shoes

s h i r t

s h e _ _

s h e _ _ _

s _ _ _ _

s _ _ _ _



Extra words you know
tracksuit



2 Complete and match. Colour three pairs you have.

a pair of gloves



1. a pair of _ _ _ n s
2. a pair of _ _ c k s
3. a pair of _ _ _ r t s
4. a pair of _ _ o t s



Show what you know

1 Can you remember? Complete using *Jane's* or *Peter's*.

This is Jane's skirt.



1. These are _____ shoes.



4. This is _____ hat.



2. This is _____ T-shirt.



5. These are _____ jeans.



3. This is _____ watch.



6. These are _____ boots.



2 Find and answer.

Whose shirt is it?

It's Michael's shirt.

1. Whose skirt is it?

It's _____.

2. Whose boots are they?

They're _____.

3. Whose blouse is it?

It's _____.

4. Whose necklace is it?

It's _____.

5. Whose gloves are they?

They're _____.



3 Match and colour.

- The robot's shirt is blue.
- The robot's shirts are blue.
- The robot's hat is red.
- The robot's hats are red.

a.



b.



d.



c.



Practice

1 Complete using *Linda's* or *Jack's*.



This orange T-shirt isn't Jack's. His T-shirt is red.


1. This blue hat isn't _____. Her hat is pink.
2. These pink shorts aren't _____. His shorts are blue.
3. These blue sandals aren't _____. Her sandals are orange.
4. This yellow watch isn't _____. Her watch is green.
5. These black sunglasses aren't _____. His sunglasses are green.

2 Whose clothes is the robot wearing?

1. This pink hat isn't Jack's.
His hat is blue.
2. This green watch isn't _____.
His watch is _____.
3. These orange sandals aren't _____.
His sandals are _____.
4. These green sunglasses aren't _____. Her sunglasses are _____.



3 Complete, colour and answer.

Whose is this pink hat?  It's Linda's.

Whose are these blue shorts?  They're Jack's.

1. _____ this orange T-shirt?  It's _____.
2. _____ this green watch?  It's _____.
3. _____ these blue sandals?  They're _____.
4. _____ these green sunglasses?  They're _____.

Practice



4 Draw and describe your friends' clothes.



This is Rosa's skirt.



This is _____ shirt.



These are _____ jeans.



This is _____ jacket.



These are _____ boots.



This is _____ skirt.

5 Circle the correct words.

Is this your you necklace?

1. Whose/Who's are these boots?
2. They're her/she shoes.
3. Are these they/their coats?
4. They're our/we gloves.
5. Is this me/my scarf?



Extra Make a class Lost Property box.

Now you know



1 Complete the chart for you and your friends.

Name	white	blue	black	red
Linda	blouse	sweater	shoes	shirt
(boy)				
(girl)				
(you)				

2 Look at your chart. Complete and answer.

Whose is that white blouse?

It's Linda's.

Whose are those black shoes?

They're Linda's.



1. Whose is this _____?

It's _____.

2. Whose are those _____?

They're _____.

3. Whose _____?

They're _____.

4. Whose _____?

It's _____.

Think with your teacher

Circle the apostrophes. What do they tell us?

Who's this? It's Linda.


Whose is this white blouse? It's Linda's.

Explore your town


Words you need

- 1 Underline and say five buildings in your town.
- 2 Play 'Where's the building?'

Red Avenue



A Street



Green Avenue



Brown Avenue



B Street



C Street



D Street



Where's the bank?

It's on B Street

Map of Summerville

Word check

1 Complete.



2 Add to these lists.

Sells things

department store

Doesn't sell things

police station

3 Complete and match.

bus stop

post o

fire st

ba

hos

po

station



Extra words you know

airport

Show what you know



1 Look at the map section. Add the Street or Avenue names.

There's a department store in this Avenue. Green Avenue.

1. There's a bank and a cinema in this Street. _____ Street.
2. There are two hotels in this Avenue. _____ Avenue.
3. There's a school in this Avenue. _____ Avenue.

2 Look at the map on pages 34-35. Complete.

Is there a toyshop in A Street?

Yes, there is.

Are there two banks in C Street?

No, there aren't.

1. _____ a police station in Red Avenue? _____
2. _____ a restaurant in A Street? _____
3. _____ two bus stops in B Street? _____
4. _____ two restaurants in Green Avenue? _____

3 Look at the map again. Read and answer.

How many schools are there in Summerville?

There are two.

How many toyshops are there in A Street?

There's one.

How many airports are there in Summerville?

There are none.

1. How many hotels are there in Red Avenue? _____
2. How many supermarkets are there in C Street? _____
3. How many cinemas are there in B Street? _____
4. How many parks are there in Summerville? _____

Practice









1 Work in pairs. Hide these buildings in your grid.

Building

school
supermarket
hotel
restaurant
police station
bakery

Colour of squares

6 red squares 
5 blue squares 
4 green squares 
3 yellow squares 
2 black squares 
2 orange squares 

My grid

a	b	c	d	e	f	g	
							1
							2
							3
							4
							5
							6
							7

My partner's grid

a	b	c	d	e	f	g	
							1
							2
							3
							4
							5
							6
							7

2 Now ask your partner questions and fill in the colours on your partner's grid.



Is there a building on g1?

No, there isn't. My turn.
Is there a building on c1?

Yes, there is.
There's a school.

OK. Is there a building on d5?



Practice

3 Read, complete and colour.

Dear Paul,

This is a postcard of S _____.

There's a big _____ pool.

There are two big _____.


Please write about your town.

Best wishes,

Jack



4 Draw a postcard for your town. Write about it to a new penpal.



Extra Make a big tourist poster or leaflet for your town. Display it.



Now you know



- 1 Read and 'walk' on the grid with your fingers. Draw a line.

Start at !!

You are on the corner of Red Avenue and A Street. Walk north two blocks. Stop.

Turn east. Walk east three blocks. Stop.

Turn south. Walk south three blocks. Stop.

Turn west. Walk west two blocks. Stop.

Where are you? Say the Avenue name and Street letter.



Give similar instructions to a friend.

- 2 Complete for your town.

There is a big swimming pool in my town.

1. There's a _____ in my town. It is near _____.
2. There_ a _____ in my town. It is near _____.
3. There _____ two _____s in my town.

Think with your teacher

- 1 Complete and answer the questions about your town.

1. How many _____s are there? There _____ one.
2. How many _____s are there? There _____ two or three.
3. How many _____s are there? There _____ none.

- 2 When do we use **there is ...** ? When do we use **there are** ?

Review 2

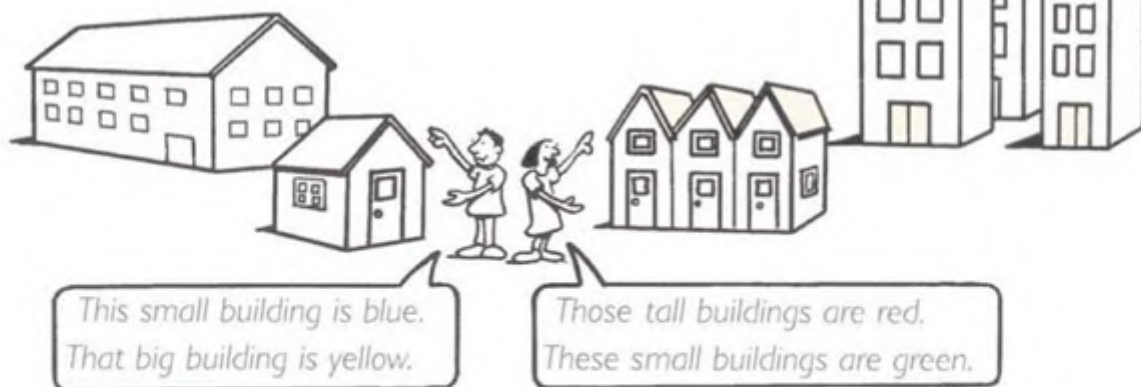
A Vocabulary

Match. (4 points)

bread	teacher	yo-yo	car	money
toy shop	bank	bakery	school	petrol station

B This, that, these, those


1 Read and colour. (8 points)



2 Complete with this, that, these, those. Answer. (10 points)



1. What's _____?
It's _____.



3. What's _____?
It's _____.



2. What are _____?
They're _____s.



4. What are _____?
They're _____s.

C Whose and possessives

1 Complete and answer. (14 points)

Whose are these boots?



They're the astronaut's.

1. Whose _____ these shoes?



They're the _____.

2. Whose _____ this hat?



It's the _____.

3. Whose _____ this hat?



It's the _____.

4. Whose _____ these boots?



_____.

5. Whose _____ this watch?



_____.

2 Complete with your, his, her. (5 points)

1. Is this _____ hat?



No. It isn't my hat.

It's the clown's.

2. Are these _____ shoes?



Yes. They're her shoes.

They're the dancer's.

3. Are these _____ gloves?



Yes. They're his gloves.

They're the astronaut's.

4. Is this _____ jacket?



No. It isn't her jacket.

It's the firefighter's.

5. Are these _____ shoes?



Yes, they're my shoes.

D There is/are

Complete. (9 points)

Is there a bank in B Street?

Yes, there is.

1. _____ a supermarket in Red Avenue?

No, there isn't.

2. _____ two restaurants in E Street?

No, there aren't.

3. Are there three bus stops in Green Avenue?

No, _____.

4. Is _____ an airport in Summerville?

No, _____.



40-50
very good



25-39
OK



0-24
have another try


Score /50



Family and home

Words you need

- 1 Point to and say five things in the picture.
- 2 Choose a room. Ask your friend to name three things in it.



Extra words you know
uncle



There's a plate in the kitchen.

Word check

1 Circle the odd words out.

Kitchen

cooker

saucepan

fridge

bed

fork

Living room

armchair

carpet

cooker

television

picture

Bedroom

bed

clock

drawer

fridge

desk

Bathroom

bath

shower

tap

sink

television

2 Match to make new words.

arm

down

sauce

book

bed

room

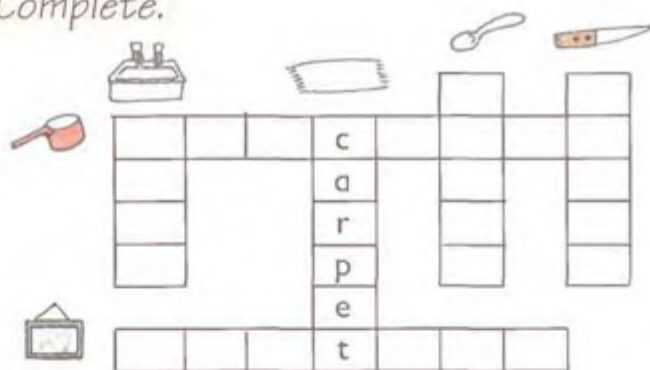
shelf

chair

stairs

pan

3 Complete.



4 Sort the family words.

mum



dad

brother

sister

grandma

grandad



Show what you know

1 Match. Write the number.



1. The cat is in the basket.
2. The cat is on the chair.
3. The cat is under the chair.
4. The cat is behind the chair.
5. The cat is in front of the basket.
6. The cat is next to the chair.
7. The cat is near the chair.
8. The cat is between the chair and the basket.

2 Complete with *in, on, under, next to, between, behind*.

There's a picture on the wall.

1. There's a chair _____ the bed.
2. The chair is _____ the bed and the desk.
3. There are two yellow socks _____ the drawer.
4. There's a red book _____ the chair.
5. There's a cat _____ the bed.
6. The lamp is _____ the computer.



3 Cover the picture and ask a friend.



Where is the doll?
Where are the pens?

Practice

1 Read and label the family.



Grandma is on the sofa between my brother and my sister.

Mum is in the armchair next to the lamp.

Dad is in the armchair next to the television.

There's a picture behind Mum's armchair.

2 Look at the picture. Complete the sentences.

1. The book is _____ the floor.
2. There's a basket _____ the armchairs.
3. There are two newspapers _____ the armchair.
4. There's a sock _____ the sofa.
5. There's a picture _____ the wall.

3 Write two more sentences about the Mouse House.

1. There is _____
2. There are _____


Practice

4 Draw the cat's tail.



1. behind the chair 3. between the cat's ears 5. in front of the cat's feet
2. under the chair 4. next to the cat, on the chair 6. in the right place

5 Choose and draw four things. Ask and answer.



6 Look at the table. Tell your friend where things are.



There's a clock next to the cup.
There's a picture behind the plate.


Extra Draw and label your family and home.

Describe your picture to a friend.

Now you know



1 Look for 60 seconds. Cover the picture and answer.



Where's the table?

It's in front of the window.

1. Where's the clock?

It's _____ the television.

2. Where's the armchair?

It's _____.

3. Where's the lamp?

_____ the window and the picture.

2 Look at the picture. Play 'true or false' with a friend.



The clock is under the sofa.

False!

The picture is _____.

True!



Think with your teacher

1 Write about your classroom.

Our Classroom

There are _____ desks. There _____ one _____.

The _____ is next to the _____. The _____ is under the _____.

The _____ is behind the _____.

On my desk there is a _____. In my bag there are _____.

Get up and go!

Words you need

- 1 Circle three instructions your teacher uses in class.
- 2 Underline three instructions your parents use at home.
- 3 Mime an instruction for a friend to guess.



Extra phrases you know
Put your pencil down.

5

Clean
your
teeth.



6

Go to school.



7

Open the door.



8

Say hello.



19 Go to bed.



20

Turn
off
the
light.



Word check

1 Number in the best order.

- Clean your teeth. —
Eat your breakfast. —
Go to school. —
Get up. 1
Wash your hands. —
Brush your hair. —

2 Add the missing words.

Stand up.

1. _____ to school.
2. Sit _____.
3. _____ your hair.
4. _____ shout!
5. _____ off the light.
6. Go _____ bed.

3 Circle the correct words.

Open/Turn on your book.

1. Close/Turn off the light.
2. Open/Turn on the light.
3. Close/Turn off the door.

4 Write three instructions for a friend to do.

Open your book.

1. _____
2. _____
3. _____

Show what you know

1 Write in the best order. Tell your friend.

open your book sit down come in

Come in, sit down and open your book.

1. eat your breakfast wash your hands clean your teeth

_____, _____ and _____.

2. go to school eat your breakfast get up

_____, _____ and _____.

3. do your homework put your pencil down pick up your pencil

_____, _____ and _____.



2 Complete.

Open the door.

Don't open the door.

1. Stand up.

_____'t _____ up.

2. Come in.

Do_ '_ come in.

3. Turn on the light.

_____ on the light.

4. Sit down.

_____ down.

5. Turn off the light.

_____ off the light.



3 Complete.

Pick up your book. = Pick your book up.

1. Turn off the light. = Turn the light _____.

2. Pick up your pencil. = _____ your pencil _____.

3. Put down your book. = _____ your book _____.

4. Put up your hand. = _____.

5. Turn on the light. = _____.



Practice

G

1 Play 'Simon says'.



Rule: You are OUT of the game if you follow an instruction that DOESN'T begin with *Simon says*...

2 Complete. Match the signs to rules.

Don't chew bubble gum in class. ☒ c

1. _____ eat in class. ☐
2. _____ sleep in class. ☐
3. _____ read comics in class. ☐
4. _____ shout in class. ☐



3 Complete with *up, in, off, down, here, on*.

Come in.

- | | |
|-------------------|-------------------|
| 1. Stand _____. | 4. Turn it _____. |
| 2. Sit _____. | 5. Turn it _____. |
| 3. Pick it _____. | 6. Come _____. |

Practice

4 Read this road safety code.



Look right.



Look left.



Look right again. Is the road clear? Cross quickly.



Complete for your country.

Look _____. _____ . Look _____ again. Is the road clear? _____ quickly.

5 Complete with wash, clean, eat, give, do, go, watch, don't.

Dear Linda,

We are at a party tonight.

Please _____ your dinner. (_____ your hands before you eat.)

_____ the cat her dinner. _____ your homework.

_____ your teeth. _____ to bed at 10 o'clock!

Sleep well.

Love,

Mum and Dad

P.S. Don't _____ television and _____ '_____ telephone all your friends!



6 Say and do.



Point to yellow, point to white.

Turn to the left. Turn to the right.

Point to green. Point to red.

Left foot first. Walk straight ahead.



Extra Make a road safety poster. Display it.

Now you know

G

1 Unscramble. Write under the signs.



teeth/your/clean



your/wash/hands




a/wear/hat

2 Think and complete. Pick up the pencils in the correct order.

Pick up the red pencil.

1. Pick ____ the ____ pencil.
2. Pick ____ the ____ pencil.
3. Pick ____ the ____ pencil.
4. Pick ____ the ____ pencil.



Think with your teacher

1 Complete with *be, come, don't, open, sit, write, shout*.

1. ____ in and ____ down.
 2. ____ your books and ____.
 3. ____ quiet.
 4. Please *don't* ____ and ____ eat in class.
- Thank you! Back in 2 minutes!
- Miss Smith (your teacher)

2 Mime these instructions. Now tell your teacher in your language.

1. Sit down.
2. Be quiet.
3. Open your book.



ave a sale!

Words you need

- 1 Underline three words you don't know. Learn them with a friend.
- 2 Write things you can bring to the sale.





Word check

1 Complete.

Singular	Plural
1. _____	teddies
2. _____	skipping ropes
3. watch	_____
4. _____	kites
5. rollerskate	_____
6. computer game	computer _____

2 Write in A-B-C order.

shoes	<u>remote control car</u>
robot	1. _____
skipping rope	2. _____
remote control car	3. _____
skateboard	4. _____
rollerskates	5. <u>skipping rope</u>

3 Choose and write.

Things I want to buy
clothes

Extra words you know
tennis racket

Show what you know

1 Match.

I	has got	I've got
You	has not got	You've got
He	have got	He's got
She	have got	She hasn't got
We	have not got	We've got
They	have got	They haven't got

2 Write two toys or games for each.

I have got _____
 My friend has got _____
 We haven't got _____

3 Complete and answer.

Have you got a teddy?

Yes, I have./No, I haven't.

- _____ you got a remote control car? _____
- Has your friend got a bike? _____
- _____ your friend got a computer game? _____, she _____.
- _____ Sue and Linda got robots? No, they _____.
- _____ you and your friend _____? Yes, we have.

4 Complete these sentences.

My friend has got a doll but she hasn't got a robot.

- I have got a _____ but I haven't got a _____.
- My friend has got a _____ but he hasn't got a _____.
- My friend _____ a _____ but she hasn't _____ a _____.
- We have _____ but we haven't _____.
- Michael and Jack _____ robots but they _____ skateboards.




1 Look again at page 54-55 and complete.



Michael has got a bike. He hasn't got a skateboard.

- Linda has got a _____. She _____n't got a _____.
- Sue _____ got a watch. She _____ a baseball bat.
- Jack _____ a robot. He _____ a bike.
- _____ a jigsaw. _____ a computer game.
- I _____ a _____. I haven't _____ a _____.

2 Colour the robot and doll. Write questions for a friend to answer.



Has your robot got green eyes? No, it hasn't. It has got black eyes.

Have your robot and your doll got brown hair? Yes, they have.

Your questions

- Has _____ eyes?
- Has _____ a _____ dress?
- _____ got _____ shoes?
- _____ your _____ and your _____ got _____ hair?
- Have your _____ and your _____ socks?

Your friend's answers

Yes, _____.

_____.

_____.

_____.

_____.

Practice



3 Guess or find out how many. Complete.

- How many pairs of jeans have you got? I _____ pairs of jeans.
- How many T-shirts _____ you got? I _____ T-shirts.
- How many sweaters _____ your friend got? He/She _____ sweaters.
- How many pairs of shoes has your mum(dad) _____? _____ pairs of shoes.
- How many jackets _____ you and your friend got? We _____ jackets.
- How many hats _____ your friends got? They _____ hats.

4 Complete the chart for you and your friend.

	We have got these clothes for parties	We have got these clothes for sport	We have got these clothes for the beach
Linda	red dress, white shoes		

5 Use your chart. Complete.

I have got a white sweater and blue jeans for parties.

My friend has got a red dress and white shoes for parties.

- I _____ a _____ and _____ for parties.
- I _____ a _____ and _____ for sport.
- My friend _____ got a _____ and _____ for the beach.
- My friend _____ got a _____ and _____ for parties.

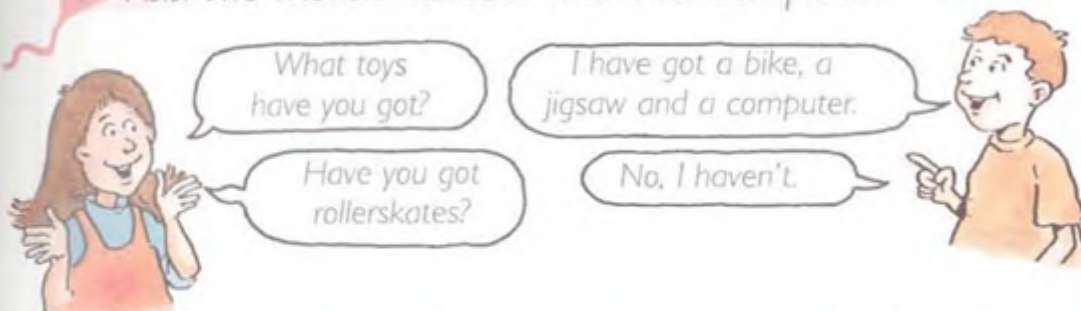


Extra Make a poster for a sale. Have a sale!

Now you know



1 Add two friends' names. Find out. Complete.



	has got these toys	hasn't got these toys
Michael	bike, jigsaw, computer	rollerskates

2 Use your chart above to make sentences.

Michael has got a bike.

Linda has got rollerskates but I haven't.

Michael has got a bike but my friend hasn't.



- _____ has got a _____.
- _____ has got a _____ but I _____.
- _____ has got a _____ but my friend _____.
- I _____ got a _____ but my friend _____.
- My friend _____ a _____ and I have got a _____ too.

Think with your teacher

Complete. Explain to your teacher.

Statement	Negative	Question
I have got	I haven't got	Have I got ?
You have got	You haven't got	_____ you _____?
She _____	She _____	_____ she _____?
He _____	He _____	Has he got?
It has got	It hasn't got	_____ it _____?

Review 3

A Prepositions

1 Write the names on the T-shirts. (4 points)

I'm Sue. The cat is in front of me
and Sara is behind me.


My brother Ben is between my sister Maria
and my sister Sara.

My brother Tom is next to me. My mum is behind Tom.

My dad is next to Tom. My grandma is in front of Maria.



2 Look and complete using behind, in front of, next to, between, in, under. (6 points)



1. The picture is _____ the kite.
2. There are two pens _____ the cup.
3. The hat is _____ the doll.
4. The comics are _____ the jigsaw.
5. The watch is _____ the skipping rope.
6. The clock is _____ the picture and the cups.

B Imperatives

Write the instructions under the signs. (5 points)



C have/has got

1 Colour the animals. Complete the chart. (13 points)



	eyes	ears	hair	legs	tail
The mouse has got ...	2				
The cats have got ...		4			
I have got ...					

2 Look at your chart and pictures.

Complete. Use have/haven't got or has/hasn't got and a colour. (18 points)

The mouse has got a brown tail.

1. The mouse _____ 2 _____ eyes.
2. The cats _____ eyes.
3. The cats _____ hair.
4. The mouse _____ 4 _____ legs.
5. I _____ hair.
6. I _____ a _____ tail.

3 You are doing a 'home survey'. Complete the questionnaire. (4 points)

Have you got a brother? Has your mum got a car?

1. _____ you got brothers and sisters?
2. _____ your mum and dad got a car?
3. _____ your house got a big kitchen?
4. _____ you got a big bedroom?



40-50
very good



25-39
OK



0-24
have another try

Score /50

GRAMMAR SUMMARY

The English alphabet

There are 26 letters.

There are 5 vowels: a, e, i, o, u

There are 21 consonants:

b, c, d, f, g, h, j, k, l, m, n, p, q, r, s, t, v, w, x, y, z

A, B, C, D, E, F, G, H, I, J, K, L, M, N, O, P, Q, R, S, T, U, V, W, X, Y, Z

a/an

an apple, an egg, an ice cream, an orange, an umbrella

BUT: a bicycle, a computer, a doll, a fork, etc.

Possessive adjectives my, your, his, her, its, our, their

Our class

My name is Linda. Your name is Jack.

My hair is brown. Your hair is black.

Their names are Michael and Sue.

His eyes are brown. Her eyes are blue.

Plurals

One big lion

One long snake

One big butterfly

One fast fox

One orange ostrich

One white wolf

One small mouse

Two big lions

Two long snakes

Three big butterflies

Five fast foxes

Six orange ostriches

Seven white wolves

Two small mice

This, that, these, those



What's this? This is a mouse.



What are these? These are mice.



What's that? That is a lion.



What are those? Those are lions.

The verb to be

Affirmative

I am = I'm

You are = You're

She is = She's

He is = He's

It is = It's

We are = We're

They are = They're

Negative

I am not = I'm not

You are not = You aren't

She is not = She isn't

He is not = He isn't

It is not = It isn't

We are not = We aren't

They are not = They aren't

Questions

Am I a clown?

Are you a cowboy?

Is he a clown?

Is she an astronaut?

Is it a robot?

Are we clowns?

Are they firefighters?

Negative answers

No, you are not.

No, I am not.

No, he is not.

No, she is not.

No, it is not.

No, you are not.

No, we are not.

No, they are not.

Possessives and Whose...?

Whose is that red hat?	It's Linda's (hat).
Whose is this white shirt?	It's Michael's (shirt).
Whose are those black boots?	They're Jack's (boots).
Whose are these blue jeans?	They're Sue's (jeans).

There is/There are

Describing

There is a bank in this street.

There are five shops in this street.

Questions

Is there a park in this street?

Are there two banks in this street?

Answers

Yes, there is./No, there isn't.

Yes, there are./No, there aren't.

How many...?

How many oranges are there on the table? There are three./There is one.

Prepositions




The cat is near the chair.

The mouse is under the chair.



The mouse is behind the box.

The cat is in front of the box.



The cat is next to the cups.

The mouse is between the cups.



The cat is in the box.

The mouse is on the box.

Imperatives

have/has got

Questions

Have you got a car?

Have they got cars?

Has he/she got a brother?

Affirmative

Yes, I have.

Yes, we have.

Yes, they have.

Yes, he/she has.

Negative

No, I haven't. I have got a bicycle.

No, we haven't.

We have got bicycles.

No, they haven't.

They have got bicycles.

No, he/she hasn't.

He/She has got a sister.

WORDS AND PHRASES

This wordlist contains all the vocabulary items illustrated in the Words you need pages of each unit.

Unit Alphabet Fun

apple
bicycle
computer
doll
egg
fork
glove
hat
ice cream
jigsaw
kite
lamp
mirror
newspaper
orange
pencil
queen
robot
spoon
table
umbrella
violin
window
xylophone
yo-yo
zebra

Unit A

black
blue
board
book
brown
ceiling
chair
class
classroom
crayon
desk
door
eye
floor
green
hair
orange
pen
pencil
pencil case
pet
pink
playground

purple
red
rubber
ruler
school bag
scissors
table
teacher
wall
white
window
yellow

Unit B

astronaut
clown
computer game
cowboy
dancer
eight
eleven
equals
firefighter
five
football player
four
minus
nine
one
plus
rock star
seven
six
ten
three
times
twelve
two
zero

Unit C

Africa
Antarctica
antelope
Asia
Australia
big
butterfly
crocodile
elephant
Europe
fast
fox
giraffe
iguana
jaguar
kangaroo
lion

long
mouse
North America
ostrich
penguin
rhinoceros
seal
short
slow
small
snake
South America
strong
tall
tiger
tortoise
weak
wolf

Unit D

blouse
boots
coat
dress
gloves
hat
jacket
jeans
necklace
sandals
scarf
shirt
shoes
shorts
skirt
socks
sunglasses
sweater
swimsuit
T-shirt
watch

Unit E

avenue
bakery
bank
bus stop
central square
chemist
cinema
department store
East
fire station
hospital
hotel
North
park
petrol station

police station
post office
restaurant
South
street
supermarket
swimming pool
toyshop
West

Unit F

armchair
bath
bathroom
bed
bedroom
bookshelf
brother
carpet
cat
clock
cooker
cup
cupboard
curtains
dad
desk
dog
downstairs
drawer
family
fork
fridge
garage
garden
grandad
grandma
house
kitchen
knife
lamp
living room
mum
picture
plate
saucepan
shower
sink
sister
sofa
spoon
tap
television
toilet
uncle
upstairs

Unit G

Brush your hair.
Clean your teeth.
Close your book.
Don't shout!
Eat your breakfast.
Get up.
Go home.
Go to bed.
Go to school.
Open the door.
Open your book.
Pick up your pencil.
Put your hand down.
Put your hand up.
Say hello.
Sit down.
Stand up.
Turn off the light.
Turn on the light.
Wash your hands.
Write.

Unit H

baseball bat
bike
books
boots
comics
computer game
doll
dress
football
hat
jacket
jeans
jigsaw
kite
puppet
remote control car
robot
rollerskates
shirt
shoes
skateboard
skipping rope
sweater
T-shirt
teddy
trainers
watch