


Learn From The Examiner

How To Pass the IELTS Speaking Module



By Former IELTS Examiner

حامد اسکندری
HAMED SKANDARI . IR

Learn From The Examiner

How to Pass the

IELTS Speaking

Module

© April 2010 IELTS-Blog.com

All rights reserved. No part of this book may be reproduced in any form or by any means, or stored in a database or retrieval system without prior permission of the author. Making copies of any part of this book for any purpose other than your own personal use is a violation of International Copyright Laws.

Limits of Liability/ Disclaimer of Warranty

The author and publisher of this book and the accompanying materials have used their best efforts in preparing this program. The author and publisher make no representation or warranties with respect to accuracy, applicability, fitness or completeness of this program. They disclaim any warranties (expressed or implied), merchantability or fitness for any particular purpose. The author and the publisher shall in no event be held liable for any loss or other damages, including but not limited to special, incidental, consequential or other damages. As always, advice of competent professionals should be sought.

This manual contains material protected under International Copyright Laws and Treaties. Any unauthorized reprint or use of this material is prohibited.

Table of Contents

1. Introduction
2. Part 1 of the IELTS Speaking Module Explained
3. Part 2 of the IELTS Speaking Module Explained
4. Part 3 of the IELTS Speaking Module Explained
5. The 10 most common mistakes made by IELTS candidates in the IELTS Speaking Exam and how to avoid them.

1. Introduction

This book is designed to help IELTS candidates raise their IELTS Speaking scores by an entire band, enabling them to get the mark they require for their future life.

This document has been put together by a former IELTS Speaking Examiner who has experience of interviewing many thousands of IELTS candidates and has been thereby able to identify the simple errors which the majority of candidates make again and again.

After finishing reading this book you will be in a strong position to prepare yourself to succeed in the IELTS Speaking exam.

Of course if you combine the knowledge and wisdom inside this book with completing an online audio course at IELTS-Blog.com you will greatly increase the effectiveness of this book in helping to raise your band score, and will be almost certain to raise your overall band score for the IELTS speaking module.

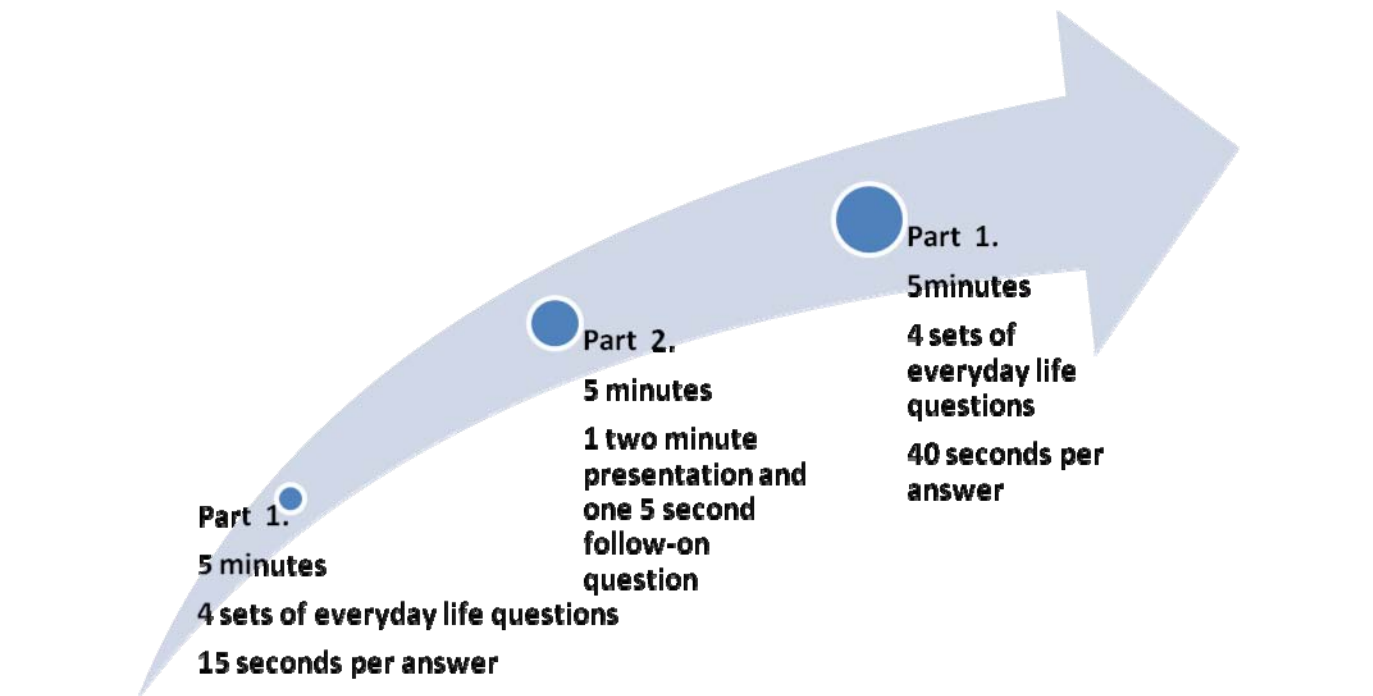
Overview of the Test

The IELTS Speaking Module tests your ability to produce sentences in English in response to questions asked. It is a test of your ability to create sentences in English, so to this extent if you practise set answer structures you will greatly increase the marks which you will receive for your test.

The test lasts between 5-15 minutes. The length of the test depends upon how long the candidate wants to speak for. There are 3 parts and each part has a maximum of 5 minutes available.

It is in your interests to speak for as long as possible in order to demonstrate your English language skills. So this book shows you how to manage the time in each of the three parts of test so that you have more chance to impress the examiner with practised sentence structures but *not* memorized scripts.

So here is a summary of the Speaking Test:



Here is an Overview of the Marking Criteria

In the speaking test you will be marked on your English language ability in **four different areas**. These are:

- 1) Style and ability to express yourself in English
- 2) Vocabulary range and accuracy
- 3) Grammatical range and ability
- 4) Pronunciation

All the above can be greatly improved through practising prewritten answers to the speaking questions shown below.

2. Part 1 of the Speaking Test

How to Answer the Introductory Questions in Part 1 of the Speaking Test

The introductory questions are asked at the beginning of Part 1 of the Speaking test for two reasons:

1. To confirm the identity of the Candidate for Examiner and for the DRD recording (DRD means Digital Recording Device).
2. To provide some simple warm up questions to help the candidate to start thinking in English.

Tip: It is important to remember that *this part of the test is not rated* - so there is no need to try and provide good answers. You just need to show that you understand the questions asked by the examiner and can provide simple, yet effective answers in grammatically and stylistically correct English.

You should also keep your answers short so that you will have more time for the rated questions in part 1. *The more time you spend answering the introductory questions, the less time you will have to show your English ability in the rated section of part 1.*

The Introductory questions:

00.00 Examiner	<ul style="list-style-type: none">• My name is the Examiner. What is your full name please?
00.04 Candidate	
00.08 Examiner	<ul style="list-style-type: none">• What shall I call you?
00.12 Examiner	
00.16 Candidate	<ul style="list-style-type: none">• Where are you from?
00.20 Examiner	
00.24 Examiner	<ul style="list-style-type: none">• Can I see your identification please?
00.28 Candidate	
00.32 Examiner	<ul style="list-style-type: none">• Thanks. That's fine. Now, I am going to ask some questions about yourself.

Below is an example of how to answer the introductory questions:

00.00 Examiner	<ul style="list-style-type: none">• My name is the Examiner. What is your full name please?
00.04 Candidate	<ul style="list-style-type: none">• Hi. My full name is Naomika Advani
00.08 Examiner	<ul style="list-style-type: none">• What shall I call you?
00.12 Examiner	<ul style="list-style-type: none">• Please call me by my first name, which is Naomika.
00.16 Candidate	<ul style="list-style-type: none">• Where are you from?
00.20 Examiner	<ul style="list-style-type: none">• I am from New Delhi in India.
00.24 Examiner	<ul style="list-style-type: none">• Can I see your identification?
00.28 Candidate	<ul style="list-style-type: none">• Yes. Here You are.
00.32 Examiner	<ul style="list-style-type: none">• Thanks. That's fine. Now, I'm going to ask you some questions about yourself.

Explanation of the **appropriate** answers to the introductory questions

00.00 Examiner

- My name is the Examiner. What is your full name please?

00.04 Candidate

- **Hi. My full name is Naomika Advani.**

Explanation: You are being asked a simple question to confirm your identity. So you only need to confirm your full name.

00.08 Examiner

- What shall I call you?

00.12 Candidate

- **Please call me by my first name, which is Naomika.**

Explanation: Examiners are unlikely to use your name in the interview, so do not worry about your name being possibly difficult for foreigners to pronounce. Simply give the name that your friends and family call you by.

00.00 Examiner

• Where are you from?

00.04 Candidate

• **I come from New Delih in India.**

Explanation: You are being asked a simple question to find out which part of your country you are from. So you only need to confirm your home town or province, and where it is in your country.

00.00 Examiner

• Can I see your identification?

00.04 Candidate

• **Yes. here you are.**

Explanation: The examiner is asking to see your identification document-either your national Identification Card or your Passport, so you need to have this ready (placed on the table in front of you) to give to the examiner to look at.

Examples of **bad** answers to the Part 1 introductory Questions

00.00 Examiner	• My name is the Examiner. What is your full name please?
00.04 Candidate	• Hi. How are you?

Explanation: You are being asked a simple question to confirm your identity. So you only need to confirm your full name. You are not being asked to start a conversation.

00.00 Examiner	• My name is the Examiner. What is your full name please?
00.04 Candidate	• Hi. Welcome to Brazil!

Explanation: You are being asked a simple question to confirm your identity for the Digital Recording Device. So you only need to confirm your full name. The examiner is already in your country and probably also lives in your country, so does not need welcoming. Also this answer is unprofessional - you should avoid being emotional in the Speaking test.

00.00 Examiner	• My name is the Examiner. What is your full name please?
00.04 Candidate	• Good morning Sir/Madam

Explanation: You are being asked a simple question to confirm your identity. So you only need to confirm your full name. You are not being asked to start a conversation.

00.00 Examiner

- My name is the Examiner. What is your full name please?

00.04 Candidate

- **You are Mr John Smith?**

Explanation: You are being asked a simple question to confirm your identity .So you only need to confirm your full name. You are not being asked to start a conversation.

00.00 Examiner

- My name is the Examiner. What is your full name please?

00.04 Candidate

- **Hi there, your tie looks great!**

Explanation: You are being asked a simple question to confirm your identity. So you only need to confirm your full name. You are not being asked to start a conversation. It is also unprofessional to talk about how the examiner looks.

00.00 Examiner

- My name is the Examiner. What is your full name please?

00.04 Candidate

- **My name is Maria Rivera. I am 25 Years old. My home town is.....**

Explanation: You are being asked a simple question to confirm your identity for the DRD recording. So you only need to confirm your full name. You do not need to provide any additional information and will make the examiner's job more difficult as you have answered questions in Part 1.

Part 1. Topic Questions:

In Part 1, after the introductory questions, you will be asked 3 questions based upon questions about your daily life. Each topic has three questions to answer on that topic.

As the examiner is allowed 4-5 minutes for part 1, this means that after the introduction there is approximately 1 minute for each topic, therefore you should allow this time limit to allow time to answer each question, and so earn maximum possible marks.

Tip: You should allow 15 seconds to answer each question to give yourself enough time to answer all the questions and to show that you have the required range of English ability.

Each of the three topic questions which you will be asked will use the same following format:

Part 1 topic question format:

00.35 Examiner	• Introduction of the topic and Question 1
00.40 Candidate	
00.55 Examiner	• Question 2
01.00 Candidate	
01.15 Examiner	• Question 3
01.20 Candidate	

And here is a sample topic question:

00.35 Examiner	<ul style="list-style-type: none">• First of all, let's talk about walking. Do you enjoy walking?
00.40 Candidate	
00.55 Examiner	<ul style="list-style-type: none">• How often do you go walking?
01.00 Candidate	
01.15 Examiner	<ul style="list-style-type: none">• Is Walking popular in your country?
01.20 Candidate	

On the next pages is a sample answer followed by explanations as to why the questions were answered in that way.

00.35 Examiner

- First of all, let's talk about walking. Do you enjoy walking?

00.40 Candidate

- Yes I do enjoy walking. I walk everywhere that I can. I find it very relaxing and it is obviously good for my health. It also has the added benefit of being free to do. I always feel very relaxed and refreshed after a long walk.

00.55 Examiner

- How often do you go walking?

01.00 Candidate

- I try to walk everyday. Since I moved to a new place to live, I have made the decision to try to walk to all the places which I need to visit as part of my daily life. Not only does this keep me healthy, but it also allows me to explore the new area that I am now living in.

01.15 Examiner

- Is Walking popular in your country?

01.20 Candidate

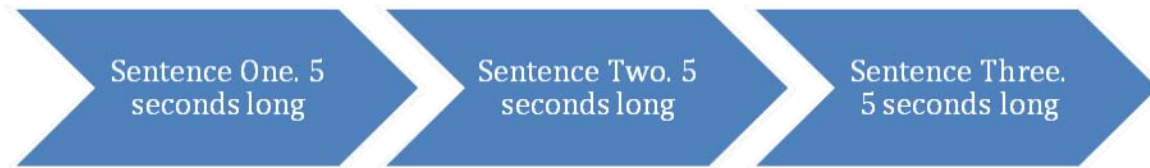
- Yes, I think that walking has always been popular in my country. This is because it is both free and a good form of exercise. I think that a lot of people prefer to walk than to have to pay money to travel short distances around their hometown.

Explanation: The one thing that you must not do in answering a question is to give a one word answer. So the above answers avoid the first potential way to lose marks.

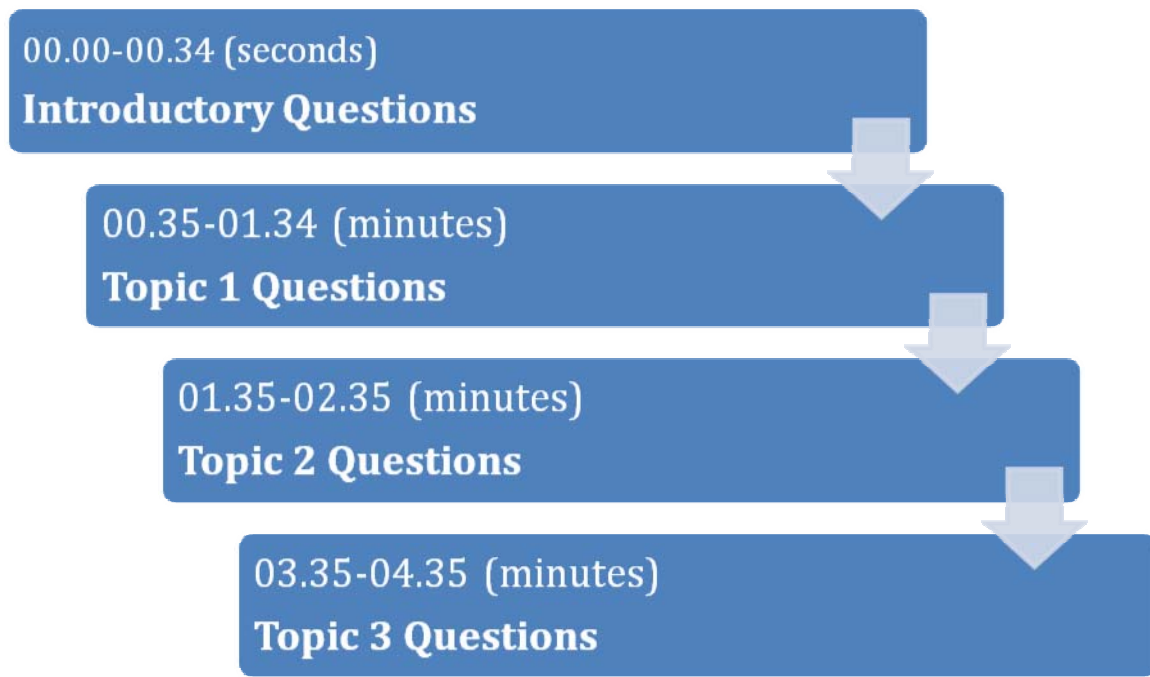
The answers are also 15 second long, which is long enough to answer the question in detail and at the same time short enough to stay within the recommended 1 minute for each topic. This then allows the examiner to ask all the 3 topic questions, and so gives the candidate the opportunity to get more marks.

If you plan to answer three 5 second sentences for each question in part 1 you will have enough time to answer all the questions. To recap:

A timing strategy for answering part 1 topic questions:



Review of Part 1 of the Speaking test



3. Part 2 of the Speaking Test

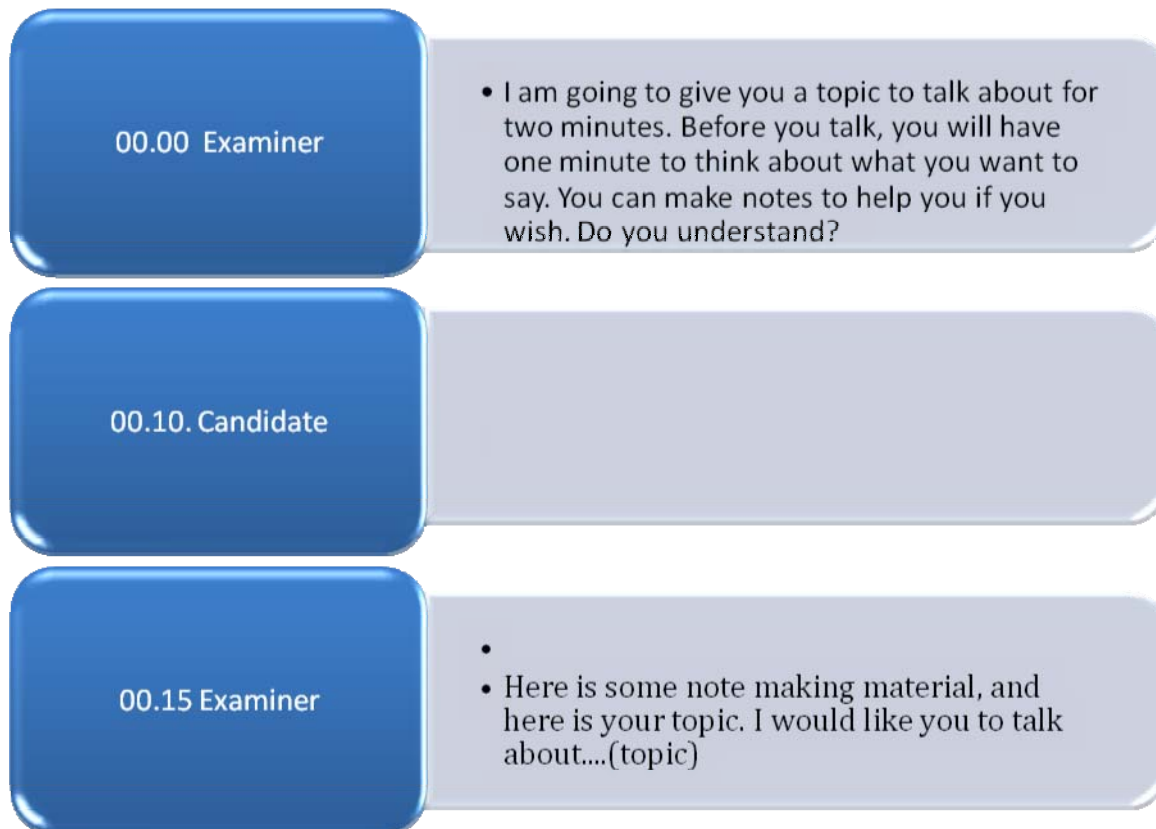
How to Answer Part 2 of the Speaking Test

Part two of the Speaking Test is where you are given a topic to talk about for 1 - 2 minutes. The topic can be on any subject and you are given one minute to prepare for it including making notes if necessary.

After speaking for one to two minutes (you must speak for a minimum of 1 minute and a maximum of two minutes.), the examiner will stop you and ask you a general follow up question on the topic which should be answered briefly (ideally 5 seconds.)

Tip: You should try and speak for the maximum 2 minutes permitted to maximise your chance of being highly rated in your ability to present a topic in English.

The timetable for Part 2 looks like this



00.25 Silence	<ul style="list-style-type: none"> • 1 minute of preparation including note-taking
01.25 Examiner	<ul style="list-style-type: none"> • Ok. You will have one to two minutes for your talk so don't worry if I stop. Please start talking now.
01.35 Candidate	
03.35 Examiner	<ul style="list-style-type: none"> • Thank you. The two minutes are up. (Brief question on the subject.)
03.40 Candidate	
03.45 Examiner	<ul style="list-style-type: none"> • Thank you. Can I have the topic card back please? Thank you.

And here are some topic examples (not actual test materials - as they are protected by copyright law):

Question 1

Question type	Question
Main Subject	Describe a shop that you like to visit. In your talk mention the following: <ul style="list-style-type: none"> • Where the shop is • What the shop specializes in • Why you like to shop there
Follow up Question	Do your friends also like to visit this shop?

Question 2

Question type	Question
Main Subject	Describe a place that you enjoyed visiting recently. In your talk mention the following: <ul style="list-style-type: none"> • Where the place is • Why you visited the place • What you liked about the place
Follow up Question	Is this a popular place to visit?

Question 3

Question type	Question
Main Subject	Describe a job that interested you: <ul style="list-style-type: none"> • What the job is • What the job involves • Why this job interests you
Follow up Question	Is this a popular job in your country?

Advice on how to answer the Topic

You should focus on the key words in the question and identify the three questions which need answering.

For example Question 1:

Question type	Question (a green highlighted word means it is a key word to be highlighted)
Main Subject	Describe a shop that you like to visit. In your talk mention the following: <ul style="list-style-type: none">• Where the shop is• What the shop specializes in• Why you like to shop there

Then you should make the following note plan

<p>Describe a shop you like</p> <ul style="list-style-type: none">• Where the shop is• What the shop sells• Why you like the shop

The notes for Question 1 could look like this:

<p>Describe a shop you like</p> <ul style="list-style-type: none">• Where the shop is <i>Abc Fashion store, Golden City Shopping Mall, city centre, ten minutes from my home</i>• What the shop sells <i>Women's fashion, skirts, jackets, tops, dresses, accessories, all from local designers</i>• Why you like the shop <i>Always new stock, original clothes, cutting edge designs, friendly staff</i>
--

The answer could be something like this:

Describe a shop that you like to visit. In your talk mention the following:

- Where the shop is
- What the shop specializes in
- Why you like to shop there

Answer: 00.00 Seconds.

I would like to talk about a shop which I have been going to for four years now. It is called ABC Fashion and as the name suggests it is a fashion shop dedicated to women's fashion. It is located in the centre of my home town, only 10 minutes walk away from where I live. This means it has a prime position in the city centre.

I am a big fan of it for a number of reasons. Firstly, the store has a policy of only selling clothing items such as Jackets, dresses and tops designed by locally based fashion designers. This gives all their products a freshness and originality of design which I really appreciate. It also allows me to help support and encourage local people who are building their own fashion businesses in my local area.

Secondly, despite the fact that all the items are limited edition designs, the prices are extremely reasonable and compare very favourably with the large and much more well know clothing stores in my city. Abc fashion is even able to offer similar prices to the national clothing chain stores which we have in my city.

Thirdly, Abc Fashion has a very relaxed and original layout to their shop. There are comfortable chairs and fashion magazines to read for people who come in but don't want to buy anything. They even have a coffee machine where you can buy yourself hot drinks. I can genuinely say that the whole decoration is very tastefully and stylishly presented in a truly original way.

Finally what makes Abc store are the staff-they are wonderful. I have known some of them for the entire four years that I have been going in to the store. They say that it is such a nice atmosphere to work in that they don't want to leave and look for work elsewhere. In fact, I now consider them to be my friends. They even sometimes reserve clothes which they think that I will like to buy. These are the little things that make shopping in ABC fashion store such a great experience and indeed why I decided to talk about it here today.

01.59 minutes.

There would then be the follow up question to answer:

Follow up Question	Do your friends also like to visit this shop?
---------------------------	---

And the answer could be:

Follow up Question	Yes it is very popular with my friends.
---------------------------	---

How to answer Question 2

1. Identify the Key words:

Question type	Question
Main Subject	Describe a place that you enjoyed visiting recently . In your talk mention the following: <ul style="list-style-type: none">• Where the place is• Why you visited the place• What you liked about the place

2. Make a note plan:

<p>Describe a place that you enjoyed visiting recently</p> <ul style="list-style-type: none">• Where the place is <i>White Beach on Mindoro island 2.5 hours bus and boat ride from my home city, central Philippines</i>• Why you enjoyed when you visited the place <i>In a beautiful natural setting, first time to go on white sandy beach, very exciting, with friends</i>• What you like about the place <i>Stunningly beautiful area, beautiful blue sea</i>

3. Write the answer

Describe a place that you enjoyed visiting recently. In your talk mention the following:

- Where the place is
- Why you visited the place
- What you liked about the place

Answer: 00.00 seconds.

I would like to talk about a place which I visited last summer. This place is called White beach. It is on Mindoro island in the centre of my country. Mindoro island is actually so large that it made up of two provinces. To get there we had to go on a two and a half hour bus and boat ride from my home city which is in the centre of Luzon island.

I went to Mindoro with friends from home. We wanted to go to somewhere interesting that we had never been to before, where we could enjoy both the sun and the sea. We did an extensive search on the internet and found out that White Beach in Mindoro offered these things. Before I went to White Beach with my friends I had never been to Mindoro, and I had not met anyone else who had been to the island either. However the island is being heavily promoted now as a holiday destination for Filipino people, so myself and my friends were aware of it. However we had always assumed that it would be too expensive for us to visit and stay there. So when we went to our local travel agent and found out that it was within our holiday budget, we were both amazed and really happy. We booked for a week and stayed in a hotel with a good view of the large, sandy beach.

The first thing I noticed when we arrived there was how hot it was-Mindoro is in the centre of your country, so it is warm all year round. I think it was about 34 degrees on the day we landed at the airport. Myself and my friends were so hot that after checking in to our hotel rooms, we all changed in to our beach clothes and headed straight out onto the beach. We were amazed at just how hot the sand was on the beach. The sea was amazing, we had never seen such blue water.

We spent a week at White beach and when we returned we brought some traditional handicrafts made by the local people. We gave these as souvenirs to our friends and family. White beach was a place that I really enjoyed visiting.

01.58 seconds.

There would then be the follow up question to answer:

Follow up Question	Is this a popular place to visit?
---------------------------	-----------------------------------

And the answer could be:

Follow up Question	Yes it is very popular with my friends.
---------------------------	---

How to answer Question 3

1. Identify the Key words

Question type	Question
Main Subject	<p>Describe a job that interested you:</p> <ul style="list-style-type: none">• What the job is• What the job involves• Why this job interests you

2. Make a note plan

<p>Describe a job that interests you.</p> <ul style="list-style-type: none">• What the job is Film actor• What the job involves Acting, making films, rehearsing• Why this job interests you Chance to become famous, travel
--

3. Write the answer

Describe a job that interested you:

- What the job is
- What the job involves
- Why this job interests you

Answer: 00.00 seconds. I think that for many people acting seems like glamorous work, but it is a profession that requires talent and lots of practice and training. For most actors as well there is a large degree of luck involved in becoming successful in your career. However acting is something that I have always wanted to do. I can remember wanting to act as a child, and it is an ambition that has stayed with me to this day. For me, all the hard work and effort involved would be rewarded by the sense of satisfaction that I would get from having acted in a great film.

When most people think of film stars, they think of celebrities, of being famous and being admired for who you are. I have to admit that I too would like to be famous and to be admired by people. I think that this is a normal part of being a human being, and that everybody secretly wants to be respected by others. I think that the problem would come in finding out how well to deal with becoming suddenly famous and being well known throughout the country.

A big attraction in acting for me would be the ability to travel and meet new people. I really enjoy travelling and look forward to doing this whenever I can, and it would become a very big part of my job if I was to become an actor. Acting would also involve meeting new people and this is also something that I am greatly interested in and I would genuinely enjoy this side of the profession.

It seems that everybody wants to become a movie star, so I know that I would have a lot of intense competition to achieve my dream. However with hard work and practice and an admittedly large amount of luck, I feel confident in being able to achieve this ambition. How soon this may happen however is unclear, because there are so many factors involved. Many other people have succeeded in becoming well respected actors both domestically and internationally, and I feel that there is no reason why I cannot do the same. I believe that talent and hard work will go a long way in becoming successful in life. 01.58 minutes.

There would then be the follow up question to answer:

Follow up Question	Is this a popular job in your country?
---------------------------	--

And the answer could be:

Follow up Question	Yes it is very popular with my friends.
---------------------------	---

Common Errors to Part Two

There are three possible serious errors to answering Part 2 of the Speaking Test. These are:

1. Not speaking!
2. Not speaking for a minimum of 1 minute.
3. Not speaking about the topic –called being off topic. For example:

Talk about a famous building in your country. *In your talk, mention the following:*

- *Where the building is*
- *Why you think the building is famous*
- *Whether you like this building or not.)*

Answer. 00.00 seconds. I am going to talk about an enjoyable holiday that I went on recently.....

4. Part 3 of the Speaking Test

How to Answer Part 3 of the Speaking Test

Part 3 of the Speaking Test is where you are asked follow up questions on the topic which you spoke about in you talk in Part 2 of the Speaking Test. The scheduled time allowed for Part 3 is 4-5 minutes, so you should allow yourself 40 seconds for answering each question.

There are two questions, each with 3 sub questions to answer. If you take 4 minutes answering Question 1 and the sub questions, then you will not be asked any of the questions on Question 2. The Examiner will keep as close as possible to the four minutes and it is up to the candidate how much time to allow for answering each question.

Tip: The questions are based upon the topic question in part two, but not your talk given in part two. This is important to remember. So if the topic for part two was about popular styles of food, and you gave a talk on Italian food, the questions in part three will be about all kinds of food - not just Italian food.

The timetable and questions for part three could look like this:

Part 3			
Time (Seconds)	Question	Speaker	Question / Answer
00.00	Q1 (1)	Examiner	We've been talking about popular styles of food and I would like to go onto ask some more general questions on this subject. (Question 1) First of all, I would like to talk about what makes a certain type of food popular in a country. What does make a style of food popular?
00.10		Candidate	
00.50	Q1 (2)	Examiner	What are the most popular styles of food in your country?
00.55		Candidate	
01.35	Q1 (3)	Examiner	Do you think new styles of food will become popular in the future?
01.40		Candidate	
02.20	Q2 (1)	Examiner	(Question 2) Let's go onto talk about national variations in food styles. Why do you think countries have such different styles of food?
02.30		Candidate	
03.10	Q2 (2)	Examiner	Is it important to be born in a country to be able to cook the national food properly?
03.15		Candidate	
03.55	Q2 (3)	Examiner	Do you think that there will be only one global style

			of food in the future?
04.00		Candidate	
04.40		Examiner	Thank you. That's the end of the speaking test.

Below is an example of what the answers could look like:

Part 3			
Time (Seconds)	Question	Speaker	Question / Answer
00.00	Q1 (1)	Examiner	We've been talking about popular styles of food and I would like to go onto ask some more general questions on this subject. (Question 1) First of all, I would like to talk about what makes a certain type of food popular in a country. What does make a style of food popular?
00.10		Candidate	I think that the area of food is a very complex one. In my country, Abcd, people are very interested in food. Perhaps more so than in a lot of other countries. If you bring up the topic of food in my country, then nearly everybody has an opinion about it-if there is one thing you can almost guarantee to get an Abcd person to talk about, it is food. Food is very close to most people's hearts and there are whole traditions and rules about how to prepare food and what ingredients to use and so on. So to answer your question, what makes a style of food popular in a country- I would say that it depends upon how educated the national population is about food. By this I mean, how important is food to the average person? The more important food is, perhaps the more popular different styles can become.
00.50	Q1 (2)	Examiner	What are the most popular styles of food in your country?
00.55		Candidate	Without doubt the most popular styles of food in my country are the different regional cuisines. People talk about Abcd food, and this is what the average person would say to a foreigner when asked about their preferred style of food. But I

			<p>think what a lot of people really mean is that they like the regional style of cooking in their home province.</p> <p>Abcd is lucky enough to be a cosmopolitan country covering a diverse area and people have a wide range of traditions across the country, and cooking is one of these traditions. These are all Abcd styles of cooking but they do vary - there is a notable difference between B style food and C style food for example. The average Abcd person understands this and greatly values being able to sample these different styles.</p>
01.35	Q1 (3)	Examiner	Do you think new styles of food will become popular in the future?
01.40		Candidate	<p>I don't think that non Abcd styles of cooking will ever become more popular than our national cuisines. This because Abcd has such a long culinary tradition dating back many years and people have become very good at preparing food the way people like it in my country.</p> <p>I do think that as the country continues to develop, and as more people have experience of living overseas, there will be a growing interest in different styles of "exotic" foreign food, but this will never become more than a minority interest. It is possible to see this change taking place in the big cities today, with international fast food restaurants springing up in many city centres. These establishments are becoming increasingly popular with average person as they have more disposable income and a desire to explore new things.</p>
02.20	Q2 (1)	Examiner	(Question2) Let's go onto talk about national variations in food styles. Why do you think countries have such different styles of food?
02.30		Candidate	<p>Food is vital part of our society. Without it people cannot survive. So throughout human history, people have paid close attention to food and developed a real interest in refining its preparation.</p> <p>In the past, countries were isolated by geography and distance. It was inevitable that each country would develop their own rich traditions of food preparation. I think this is the reason why now, in the 21st century we can see such a wide variety of</p>

			<p>national food styles.</p> <p>As the process of globalization continues it will be interesting to see whether this separation of food styles continues or whether our national food cuisines will become increasingly similar.</p>
03.10	Q2 (2)	Examiner	Is it important to be born in a country to be able to cook the national food properly?
03.15		Candidate	<p>I think that inevitably there is a massive advantage in being brought up in a country in order to be able to prepare the food properly. If a person is brought up in a country, then they will absorb the culture of that country. This will be invaluable in allowing them to go on and understand the importance of preparing food in certain way.</p> <p>I think it is possible to become skilled in preparing dishes from other countries, but there could be a problem of not fully understanding why the food is made in a certain way. Factors such as climate and culture play a huge part in shaping national food styles.</p>
03.55	Q2 (3)	Examiner	Do you think that there will be only one global style of food in the future?
04.00		Candidate	<p>I believe that it is inevitable that there will be significant changes in national food styles in the coming years. As people travel more and try different types of food in different countries, they will broaden their tastes. This will lead to wanting to try the same food back in their home countries which will inevitably lead to either a growth in the number of restaurants serving food from around the world, or to an increase in the amount of home cooking of international dishes.</p> <p>These effects will in turn lead to a broadening of national tastes in food, as people come to expect international food to be part of their diet.</p> <p>A classic example of this is the Pizza, originally an Italian dish which is now a very well known dish in my country.</p>
04.40		Examiner	Thank you. That's the end of the speaking test.

Avoiding Mistakes in Part 3 of the Speaking Test

Part 3 is where your level of English really determines what score you will come out with at the end of the Speaking Test.

Additionally there are **two key things to avoid doing** in the Part 3 of the IELTS Speaking Test. These are:

1. Not speaking
2. Not trying to answer the question.

Tip: Remember to always listen for the key words in the questions. If you have the key words then you can use one of your prepared answers to help you effectively answer the question.

5. The 10 Key Mistakes Made by IELTS Candidates Taking the IELTS Speaking Exam.

IELTS candidates frequently fail to get the score they require because they make some basic mistakes. Now unless you are an IELTS examiner you cannot not know what these basic mistakes are.

IELTS preparatory course teaches you how to pass the IELTS speaking exam from this perspective. Now, for the first time, you can learn how to pass the IELTS Speaking exam from the perspective of the person who gives out the scores - the IELTS examiner.

Let's take a look at the ten most common and easily solved mistakes made by IELTS candidates taking the IELTS Speaking exam:

10 Key mistakes Made By IELTS Candidates taking the IELTS Speaking Test

Mistake	Explanation
1. Being excessively polite	Examiners can become uncomfortable when the candidate is overly respectful.
2. Thinking that the IELTS Examiner is a stranger to your country.	The Examiner almost certainly lives in the same country as you and has done so for some time.
3. Not speaking like an individual.	Although it is common to think as part of a group in the most countries, most Examiners come from countries where they expect people to give personal or individual answers to questions.
4. Being inadvertently racist.	Describing one ethnic/national group as unique and deserving special treatment is offensive to people from many countries.
5. Trying to befriend the Examiner.	The exam is a formal test. It is unprofessional to try and become friends with the Examiner.
6. Speaking too quickly.	It is hard to understand somebody who speaks too quickly and it is hard to be accurate when speaking quickly.
7. Dressing inappropriately.	The IELTS speaking exam is a formal exam. You should dress formally and thereby gain the respect of the Examiner.
8. Trying to make physical contact.	This is usually through trying to shake hands with the Examiner. It is a formal exam so physical contact between the Candidate and the Examiner is inappropriate and will make the Examiner feel uncomfortable.
9. Invading the Examiner's personal space.	Most Examiners are from Western Countries where it is important to respect people's personal space which is around a handshake distance from another person (30 cm.) Westerners frequently feel uncomfortable and offended when strangers intrude into this area of space around the Western person.
10. Speaking too loudly.	Some candidates have been taught to speak loudly in English so as to sound confident. Speaking loudly will offend the Examiner because it is unpleasant to listen to during an interview.

Here are examples of these ten mistakes in Speaking Tests:

10 Key mistakes Made By IELTS Candidates taking the IELTS Speaking Test

Mistake	Example
1. Being excessively polite.	Saying sir or maam, and waiting to be asked to sit down on the chair for the candidate.
2. Thinking that the IELTS Examiner is a stranger to your country.	Saying things such as “Welcome to my country!”
3. Not speaking like an individual	For example answering a question by saying, “Of course I am from ABCD, so I like.....”
4. Being inadvertently racist.	For example answering a question by saying, “Abcd people are the most hospitable people in the world..”
5. Trying to befriend the Examiner.	Trying to find out information about the examiner such as “So your name is..?,” or “Where are you from?”
6. Speaking too quickly.	The more quickly you speak, the harder it is to maintain accuracy. It also suggests that you are nervous.
7. Dressing inappropriately.	Wearing casual clothes.
8. Trying to make physical contact.	Trying to shake the Examiner’s hand.
9. Invading the Examiner’s personal space.	Leaning across the interview table towards the Examiner.
10. Speaking too loudly.	Speaking in a loud voice.

And here are the way's to simply avoid these problems:

10 Key mistakes Made By IELTS Candidates taking the IELTS Speaking Test	
Mistake	Solution
1. Being excessively polite.	Be polite and respectful, but not excessively so. Say "Hi. " instead of "Good morning sir/maam."
2. Thinking that the IELTS Examiner is a stranger to your country.	Showing that you know that the examiner is familiar with your country by saying " In my country as I am sure that you are aware..."
3. Not speaking like an individual	When giving your own opinion say: "In my personal opinion...."
4. Being inadvertently racist.	Recognizing that there are many different types of people in the world and that no one country or ethnic group can be the best at anything. So saying something such as the following would be acceptable: " My people have a reputation for being very hospitable..."
5. Trying to befriend the Examiner.	Be polite and smile only.
6. Speaking too quickly.	Slow your speech down. You will have more control over the language and so will get a higher score.
7. Dressing inappropriately.	Dress like you were going to a job interview.
8. Trying to make physical contact.	Avoid it unless the examiner chooses to shake your hand. Then it is up to you.
9. Invading the Examiner's personal space.	Use the interview table between yourself and the Examiner as the correct distance to keep between yourself and the Examiner
10. Speaking too loudly.	Speak as you would normally in a conversation.

Key Vocabulary and Phrases that Will Raise your Band Score.

The Speaking Test assesses how well you can express yourself in the English language over a short period of time using predictable patterns of questions and answers.

After having read this book on how to pass the IELTS Speaking exam, you should memorise this list of key vocabulary and phrases that, if mastered, will impress the Examiner into raising your band score.

Then you need to practice either speaking the answers by standing in front of the mirror, or preferably do a practice speaking test with a native English speaker.

Good luck!

Key Vocabulary for Food		
Key Vocabulary	Similar word or Phrase	Example
Dish	Food	Pasta is a national <i>dish</i> of Italy
Style	Type	Satay cooking is a <i>style</i> of Indonesian food.
Cuisine	Food type	Thai <i>cuisine</i> is different to Japanese Cuisine.
Nutritious	Healthy	Salad is a nutritious meal.

Key Vocabulary for Sport		
Key Vocabulary	Similar word or Phrase	Example
Fitness	health	I do sport to improve my <i>fitness</i> .
Fitness Regime	Fitness schedule	I run every morning as a part of my <i>fitness regime</i> .
Frequency	How often you do something	I need to increase the <i>frequency</i> of running in my fitness regime.

Key Vocabulary for Travel		
Key Vocabulary	Similar word or Phrase	Example
Activity-filled	varied	I like to go on activity-filled holidays
Excursion	Trip	I like day excursions to new places.
Destination	Holiday place	I went on an excursion to a new destination
Exotic	Unusual	I want to go to an exotic destination like Tahiti.

Key Vocabulary for Music		
Key Vocabulary	Similar word or Phrase	Example
Soothing	Relaxing	I like <i>soothing</i> music
Easy-listening	Relaxing	I listen to <i>easy-listening</i> music
Energetic	Lively	When I am in the gym I listen to <i>energetic</i> music.

Key Vocabulary for Transport		
Key Vocabulary	Similar word or Phrase	Example
Efficient	Easy	Cycling is an <i>efficient</i> way for me to get to university
convenient	Easy	Flying is a <i>convenient</i> way to travel.
Luxurious	Pleasurable	Travelling by helicopter is a very <i>luxurious</i> way to travel

Key Vocabulary for Everyday Living		
Key Vocabulary	Similar word or Phrase	Example
Routine	Schedule	I have a daily <i>routine</i> .
Socialize	Meet Friends	I like to <i>socialize</i> in the evenings.
Studious	Concentrate on study	I am a <i>studious</i> person, so I prefer to stay in and study in the evening.

Key Vocabulary for Sport		
Key Vocabulary	Similar word or Phrase	Example
Fitness	health	I do sport to improve my <i>fitness</i>
Fitness Regime	Fitness schedule	I run every morning as a part of my <i>fitness regime</i> .
Frequency	How often you do something	I need to increase the <i>frequency</i> of running in my fitness regime.
train	Practise at sport	I train two times a day.

Key Vocabulary for Computers		
Key Vocabulary	Similar word or Phrase	Example
software	Computer programme	I learnt how to use computer <i>software</i> at high school
On-line	Being connected to the internet	I am always <i>on-line</i> when I use my computer.
Application	Computer programme	I like to use computer <i>applications</i> to chat on-line.

Key Vocabulary for Communication		
Key Vocabulary	Similar word or Phrase	Example
Communication tool	Machine to talk with people	My favourite <i>communication tool</i> is the mobile phone.
Interaction	To communicate with other people	My favourite leisure activity is to <i>interact</i> with other people.
Connect	To communicate with other people	Being on-line allows me to <i>connect</i> with my friends and family in other countries.

Key Vocabulary for Reading		
Key Vocabulary	Similar word or Phrase	Example
Publication	Magazine	ABC weekly is a famous publication
Article	Story	There are a lot of interesting articles in the newspaper.
Journalist	Writer	This newspaper has good journalists writing for it

Key Vocabulary for Films		
Key Vocabulary	Similar word or Phrase	Example
Action-packed	Full of action	I like watching <i>action-packed</i> movies
Action-hero	Main actor in an action movie	Sylvester Stallone is a famous <i>action-hero</i> .
Character	Fictional person	I like the <i>character</i> of Joe.

Key Vocabulary for Shopping		
Key Vocabulary	Similar word or Phrase	Example
Compulsive	Have to do something	I am a <i>compulsive</i> shopper.
Contemporary	now	I like to buy <i>contemporary</i> clothes.
Brand -new	Very new	I like to have things that are <i>brand-new</i> .

Key Vocabulary for Being a Student		
Key Vocabulary	Similar word or Phrase	Example
challenging	Hard work but enjoyable	My university course is very <i>challenging</i>
Time-consuming	Takes a lot of time	My studies are very <i>time-consuming</i>
Future goal	What you want to do in the future	My <i>future goal</i> is to become a business person

Key Vocabulary for having a job		
Key Vocabulary	Similar word or Phrase	Example
Self-starter	Works without being told to	I am a <i>self-starter</i> so I don't need a manager.
Demanding	Asks for a lot	My job is very <i>demanding</i> .
Career-ambition	What do you want to do in the future with your working life	My <i>career-ambition</i> is to become the chief executive of the company.